



ALABAMA

CRIMSON TIDE FOOTBALL

16 NATIONAL CHAMPIONSHIPS | 119 FIRST TEAM ALL-AMERICANS | 63 BOWL APPEARANCES | 35 BOWL VICTORIES | 25 SEC CHAMPIONSHIPS

1/1/1 ALABAMA (9-0, 6-0 SEC)

Sept. 3	vs. 20/17 USC (ABC)	W, 52-6
Sept. 10	UR/RV Western Kentucky (ESPN2)	W, 38-10
Sept. 17	*at 19/17 Ole Miss (CBS)	W, 48-43
Sept. 24	Kent State (SEC Network)	W, 48-0
Oct. 1	*Kentucky (ESPN)	W, 34-6
Oct. 8	*at 16/18 Arkansas (ESPN)	W, 49-30
Oct. 15	*at 9/11 Tennessee (CBS)	W, 49-10
Oct. 22	*6/6 Texas A&M (CBS)	W, 33-14
Nov. 5	*at 15/14 LSU (CBS)	W, 10-0
Nov. 12	*Mississippi State (ESPN)	11 a.m.
Nov. 19	Chattanooga	TBA
Nov. 26	*Auburn	TBA

MISSISSIPPI STATE (4-5, 2-3 SEC)

Sept. 3	vs. South Alabama (SEC Network)	L, 20-21
Sept. 10	*vs. South Carolina (ESPN2)	W, 27-14
Sept. 17	*at 20/22 LSU (ESPN2)	L, 20-23
Sept. 24	at Massachusetts (ASN)	W, 47-35
Oct. 8	*RV/RV Auburn (ESPN)	L, 14-38
Oct. 14	at BYU (ESPN)	L, 21-28 (OT)
Oct. 22	*at Kentucky (SEC Network)	L, 38-40
Oct. 29	Samford (SEC Network)	W, 56-41
Nov. 5	*vs. 9/10 Texas A&M (SEC Network)	W, 35-28
Nov. 12	*at 1/1/1 Alabama (ESPN)	11 a.m.
Nov. 19	*Arkansas	TBA
Nov. 26	*at Ole Miss	TBA

*Conference Game

All times are Central and subject to change

Rankings listed are College Football Playoff/Associated Press/Amway Coaches

ON THE AIR

TELEVISION

ESPN

Play-by-Play: Joe Tessitore

Color Analyst: Todd Blackledge

Sideline: Holly Rowe



RADIO

Crimson Tide Sports Network

Play-by-Play: Eli Gold

Color Analyst: Phil Savage

Sideline: Chris Stewart



SATELLITE RADIO

CTSN on Sirius: 83

CTSN on XM: 190



NATIONAL RADIO

Touchdown Radio

Play-by-Play: Taylor Zanzour

Color Analyst: Gino Torretta

Sideline: Ryan Brown



(9-0, 5-0 SEC)

ALABAMA
CRIMSON TIDE

GAME 10

Date Saturday, Nov. 12

Time 11 a.m. CT

Location Tuscaloosa, Ala.

Venue Bryant-Denny Stadium

Capacity 101,821

Television ESPN

Series Record UA leads 78-18-3

Last Meeting Nov. 14, 2016

.. Alabama 31, Mississippi State 6



(4-5, 2-3 SEC)

MISSISSIPPI STATE
BULLDOGS

THE GAME: The No. 1/1 University of Alabama football team returns home to host the Mississippi State Bulldogs. The matchup between the Crimson Tide and Bulldogs is scheduled for an 11 a.m. CT kickoff on ESPN. Joe Tessitore and Todd Blackledge will call the game from the booth with Holly Rowe on the sidelines. Eli Gold and Phil Savage will handle the radio call on the Crimson Tide Sports Network, with Chris Stewart serving as the sideline reporter. Nationally, the game will air on Touchdown Radio with Taylor Zanzour and Gino Torretta in the booth and Ryan Brown on the sidelines.

RANKINGS: Alabama remains No. 1 in both the Associated Press and Amway Coaches polls this week following Saturday's 10-0 win over LSU. The Tide was No. 1 in the initial CFP rankings, which was released on Tuesday, Nov. 1. Mississippi State is unranked in both polls and the CFP rankings.

MISSISSIPPI STATE: The Bulldogs enter Saturday's game with a 4-5 overall record, including a 2-3 mark in SEC play following a 35-28 win vs. then-No. 9 Texas A&M on Nov. 5. Mississippi State opened the season with a 21-20 loss to South Alabama on Sept. 3 before rebounding to defeat South Carolina, 27-14, on Sept. 10. No. 20 LSU defeated the Bulldogs, 23-20 on Sept. 17, before State evened its record with a 47-35 win at Massachusetts on Sept. 24. The Bulldogs dropped three straight games to start October — Auburn 38-14 on Oct. 8; at BYU, 28-21 in overtime on Oct. 14, and 40-38 at Kentucky on Oct. 29 before snapping the skid with a 56-41 win over Samford on Oct. 29. Mississippi State is led head coach Dan Mullen, who has an eight-year career record of 59-40 in Starkville, including a 28-33 mark in SEC play.

SERIES HISTORY: Alabama holds a 78-18-3 lead over Mississippi State in a series that dates back to the 1896 season. The Mississippi State series is tied for the second-longest continuously played series in the Alabama record book, dating back to the 1948 season. The two border rivals will be meeting for the 102nd time this weekend in Tuscaloosa. Alabama has played more games (101) and has more wins (78) against Mississippi State than any other opponent on record. The Tide has won eight straight against State, including the last four in Tuscaloosa. Nick Saban is 13-1 against Mississippi State in his career, with an 8-1 record during his tenure at Alabama. The Tide defeated the Bulldogs, 31-6, in their most recent meeting in 2015 in Starkville.

NEXT GAME: Alabama will host Chattanooga on Nov. 19 at Bryant-Denny Stadium. The Tide is 12-0 against the Mocs and 7-0 all-time in Tuscaloosa. Alabama defeated Chattanooga, 49-0, in Tuscaloosa in the last meeting between the schools in 2013. Nick Saban is 2-0 against Chattanooga with both victories coming at Alabama in 2009 (45-0) and 2013.

CRIMSON TIDE FOOTBALL MEDIA SERVICES

Monday	Tuesday	Wednesday	Thursday	Friday	Saturday	Sunday
MEDIA DAY 12 p.m. - Coach Saban 12:30 p.m. - Players 4 p.m. - Viewing	PRACTICE 1 p.m. - Players 3:40 p.m. - Viewing	SEC COACHES TELECONFERENCE 10:40 a.m. PRACTICE 3:40 p.m. - Viewing 6 p.m. - Coach Saban	NO MEDIA AVAILABILITY	NO MEDIA AVAILABILITY	MISSISSIPPI STATE 11 a.m. CT ESPN	OFF DAY



@ALABAMAFTBL



@ALABAMAFBL



@ALABAMAFTBL

MONDAY

12 p.m. CT - Coach Saban Press Conference – Alabama head coach Nick Saban will be available to the media for his weekly press conference in the Naylor Stone Media Room in the Mal Moore Building at 12 p.m. The audio of Coach Saban’s media briefing can also be heard by teleconference by calling 1-800-973-1544 (password is U of A). Selected players that have been requested 24 hours in advance will be available in the Naylor Stone Media Room following Coach Saban’s press conference at 12:30 p.m. Player requests should be made by contacting Josh Maxson or Alex Thompson. Josh can be reached by e-mail (jmaxson@ia.ua.edu) or phone (205) 348-3631. Alex can be reached by e-mail (athompson@ia.ua.edu) or phone (205) 348-6084. Requests must be made no later than 5 p.m. CT on Sunday.

MONDAY PRESS CONFERENCE SCHEDULE

12 p.m. Coach Saban
 12:30 p.m. Selected Players

3 p.m. CT – Game notes and press conference quotes/video posted on RollTide.com.

4 p.m. – Practice at the Thomas-Drew Practice Fields (limited viewing period at beginning; no media availability following practice).

TUESDAY

1 p.m. CT – Selected players available in the Naylor Stone Media Room.

3:40 p.m. – Practice at the Thomas-Drew Practice Fields (limited viewing period at beginning).

WEDNESDAY

10 a.m.-12:10 p.m. – SEC Weekly Teleconference – Nick Saban (10:40-10:50 a.m.) - 1-877-381-5694 (Confidential). Contact SEC Office 1-205-458-3000 for weekly passcode to access the call.

3:40 p.m. – Practice at the Thomas-Drew Practice Fields (limited viewing period at beginning).

6 p.m. – Coach Saban available to the media following practice in the Naylor Stone Media Room.

THURSDAY

No media availability

FRIDAY

No media availability

ON THE INTERNET

RollTide.com – Alabama’s official athletics web site serves as a resource for in-depth information on current and historical Crimson Tide student-athletes, coaches and teams. The football page includes links to rosters, coaching staff, notes packages, practice reports and schedules as well as Tide TV and all of Alabama’s rich football history and tradition.

SECsportsmedia.com – Media covering the Southeastern Conference have its own web site to get the latest information on the league. Through the services of Sports Systems, Inc., the site has the latest updated standings, results, schedules, statistics, notes and PDF versions of all SEC releases and media guides. On the site, the SEC has a digital image platform that provides access to the SEC’s latest photographs, images, logos and links to all of the SEC school media web sites and home pages.

CRIMSON TIDE VIDEO FTP: Links to download footage for broadcast television use only will be emailed when footage is made available. For questions or to be added to the list, please contact Christopher England by e-mail at cengland@ia.ua.edu.

ALABAMA PLAYERS: Interview requests for Alabama players should be made through Alex Thompson (athompson@ia.ua.edu). Player interviews are usually conducted at Monday’s press conference beginning at 12:30 p.m., before practice on Tuesday and after practice on Wednesday. All player requests for Monday’s press conference need to be made by 5 p.m. on the Sunday before, so proper notice can be given to the players. Players are off limits for interviews beginning Thursday.

GAME CREDENTIALS: Media should apply for credentials at www.RollTide.com/media. All credentials are held at media will call, which is located in the northwest corner of Bryant-Denny Stadium at Ticket Window 8 which is located next to Gate 3. The media will call window opens three hours prior to kickoff. Any questions can be directed to Roots Woodruff.

ALABAMA ATHLETICS COMMUNICATIONS

Phone: 205-348-6084

Fax: 205-348-8841

Director of Football Communications:
 Josh Maxson (Coach Saban)
 Office: 205-348-3631
 e-mail: jmaxson@ia.ua.edu

Assistant Director of Athletics Communications:
 Todd Bell (Notes/Football Players)
 Phone: 972-825-6686
 e-mail: tbell@ia.ua.edu

Associate Director of Athletics Communications:
 Roots Woodruff (Football Credentials)
 Phone: 205-394-2758
 e-mail: rwoodruff@ia.ua.edu

Senior Associate Athletics Director for Athletics Communications:
 Douglas Walker (Logistics)
 Phone: 205-310-8682
 e-mail: dwalker@ia.ua.edu

Assistant Director of Athletics Communications:
 Alex Thompson (Football Players/Notes)
 Phone: 440-666-7615
 e-mail: athompson@ia.ua.edu

Assistant Director of Athletics Communications:
 Nathan Sheehan
 Phone: 847-846-9894
 e-mail: nsheehan@ia.ua.edu

Director of Athletics Communications:
 Jessica Paré (Football Program)
 Phone: 205-394-5985
 e-mail: jpare@ia.ua.edu

Associate Director of Athletics Communications:
 Aaron Jordan (Football Statistics)
 Phone: 205-913-1979
 e-mail: ajordan@ia.ua.edu

STREAKING: Alabama owns the longest winning streak in the Football Bowl Subdivision, having won 21 consecutive games dating back to last season (a loss on Sept. 19, 2015, vs. Ole Miss). The 21-game streak is the third-longest in school history (28 games twice: 1991-93 & 1978-80) and is the longest under the direction of head coach Nick Saban (previous long: 19 games in 2009-10). During this stretch, the Crimson Tide have won nine games at Bryant-Denny Stadium, eight straight road matchups and four consecutive neutral-site contests while going 14-0 against teams from the Southeastern Conference. Alabama has outscored its opponents by 502 points (778-276; 37.0-13.1), an average of 23.9 points per game, during the streak.

ALABAMA AS THE NATION'S NO. 1: The University of Alabama has played 68 games as the nation's top-ranked team since the inception of the Associated Press poll in 1936. In those games the Crimson Tide boasts a 58-10 (.853) record. Those numbers get even more impressive when you look at the 10 seasons under the direction of head coach Nick Saban (2007-present). Since the ninth game of the 2008 season (110 games), Alabama has played 44 games while being ranked No. 1, posting a 39-5 (.886) record during that span.

ALABAMA NO. 1 IN THE CLASSROOM AS WELL: Alabama has topped both the Associated Press and Amway Coaches' polls since the preseason but the Crimson Tide also leads all unbeaten Football Bowl Subdivision teams in another category - graduation rate. Alabama boasts the top Graduation Success Rate (GSR) among the nation's undefeated FBS teams at 86 percent. Clemson is second at 84 percent.

FACING OFF WITH THE BEST: The Crimson Tide has the fourth-toughest schedule in college football this season per ESPN.com's preseason College Football Power Index, trailing only Southern California, Ole Miss and Florida State. Alabama will, by season's end, face off with nine teams who participated in a bowl game a season ago and will have met four teams ranked in the preseason Associated Press Top 25.

BEATING THE BEST: The Crimson Tide is 45-12 (.789) against the Associated Press top 25, including a 24-6 (.800) mark against AP top-10 teams since the start of 2008. This season, the Tide has faced six teams ranked in the AP poll, defeating then-No. 20 USC, 52-6, then-No. 19 Ole Miss, 48-43, then-No. 16 Arkansas, 49-30, then-No. 9 Tennessee, 49-10, then-No. 6 Texas A&M, 33-14 and, most recently, then-No. 15 LSU, 10-0, by an average score of 40.1-17.1. Alabama is scheduled for one more matchup against a team currently in the top 25 (No. 8 Auburn). Alabama finished 8-1 in 2015 against the AP top 25 after going 5-2 in 2014, 3-2 in 2013 and 5-1 in 2012. The Tide held a 4-1 mark vs. top 25 teams in 2011 and went 5-3 in 2010.

SCORING SUCCESS: Alabama leads the SEC in scoring offense (40.1 points per game) and scoring defense (13.2 ppg). Nationally, the Tide ranks 15th in scoring offense and second in scoring defense.

ALABAMA FOOTBALL

QUICK FACTS

Location	Tuscaloosa, Ala.
Enrollment	37,655
Founded	April 12, 1831
Conference	Southeastern (West)
Colors	Crimson and White
Nickname	Crimson Tide
President	Dr. Stuart Bell
Athletic Director	Bill Battle
Faculty Athletics Representative	Dr. James King

FOOTBALL HISTORY

First Season	1892
All-Time Record	873-326-43 (.720)
All-Time SEC Record	392-167-20 (.694)
National Championships	16
SEC Championships	25
First Team All-Americans	119 players, 153 times
First Team All-Conference	239 players, 319 times
Bowl Appearances	63
Bowl Victories	35

COACHING STAFF

Head Coach	Nick Saban
Alma Mater	Kent State, 1973
Collegiate Career Record (Years)	200-60-1 (21st)
Alabama Record (Years)	109-18 (10th)
Offensive Coordinator	Lane Kiffin
Alma Mater	Fresno State, 1998
Defensive Coordinator	Jeremy Pruitt
Alma Mater	West Alabama, 1999

TEAM INFORMATION

2015 Overall Record	14-1
2015 SEC Record/Finish	7-1/First (West)
2015 Bowl	Goodyear Cotton Bowl (CFP Semifinal)
Bowl Result	Alabama 38, Michigan State 0
CFP Championship	Alabama 45, Clemson 40
Final Ranking	No. 1 Associated Press No. 1 USA TODAY Coaches

2016 SOUTHEASTERN CONFERENCE STANDINGS

EASTERN DIVISION

School	Overall	SEC
Florida	6-2	4-2
Kentucky	5-4	4-3
Georgia	5-4	3-4
South Carolina	5-4	3-4
Tennessee	6-3	2-3
Vanderbilt	4-5	1-4
Missouri	2-7	0-5

WESTERN DIVISION

School	Overall	SEC
Alabama	9-0	6-0
Auburn	7-2	5-1
Texas A&M	7-2	4-2
LSU	5-3	3-2
Arkansas	6-3	2-3
Mississippi State	4-5	2-3
Ole Miss	4-5	1-4



PRONUNCIATION GUIDE

#65 DEONTE Brown	dee-ON-tay
#48 MEKHI Brown	Muh-KI
#5 SHYHEIM Carter	sheh-HEEM
#11 Gehrig DIETER	DEE-ter
#7 TREVON Diggs	TRAY-von
#43 Lawrence EREKOSIMA	O-seem-uh
#87 Miller FORRISTALL	FOUR-is-tall
#24 TERRELL Hall	TEAR-uhl
#63 J.C. HASSENAUER	HAAS-en-our
#81 Derek KIEF	Keef
#78 KORREN KIRVEN	CORE-in CURVE-in
#84 Hale HENTGES	HEN-ches
#19 XAVIAN Marks	Zay-V-an
#92 Andy PAPANASTOS	pop-uh-NASS-tis
#94 DA'RON Payne	DA-Ron
#72 Richie PETITBON	PETTY-bone
#71 Ross PIERSCHBACHER	PEERSCH-baker
#13 ArDARIUS Stewart	R-darius
#14 DEIONTE Thompson	dee-ON-tay

PRESEASON HONORS

Jonathan Allen

First Team Preseason All-America (Athlon)
 First Team Preseason All-America (Phil Steele)
 First Team Preseason All-America (Sporting News)
 First Team Preseason All-America (CBS Sports)
 Bednarik Award Watch List
 Ronnie Lott IMPACT Trophy Watch List
 Nagurski Trophy Watch List
 Rotary Lombardi Award Watch List

Ryan Anderson

Butkus Award Watch List
 Rotary Lombardi Award Watch List

Reuben Foster

Second Team Preseason All-America (Athlon)
 Second Team Preseason All-America (Phil Steele)
 Second Team Preseason All-America (Sporting News)
 Second Team Preseason All-America (CBS Sports)
 Bednarik Award Watch List
 Butkus Award Watch List
 Nagurski Trophy Watch List
 Rotary Lombardi Award Watch List

Adam Griffith

Lou Groza Award Watch List

Da'Shawn Hand

Fourth Team Preseason All-America (Phil Steele)
 Rotary Lombardi Award Watch List

Damien Harris

Fourth Team Preseason All-America (Phil Steele)
 Doak Walker Award Watch List

O.J. Howard

First Team Preseason All-America (Phil Steele)
 Second Team Preseason All-America (Sporting News)
 Second Team Preseason All-America (CBS Sports)
 Fourth Team Preseason All-America (Athlon)
 Mackey Award Watch List
 Maxwell Award Watch List
 Wuerffel Award Watch List
 Rotary Lombardi Award Watch List
 Allstate/AFCA Good Works Team Nominee

Da'Ron Payne

Rotary Lombardi Award Watch List

Marlon Humphrey

Third Team Preseason All-America (Phil Steele)
 Nagurski Trophy Watch List

Eddie Jackson

Second Team Preseason All-America (Athlon)
 Second Team Preseason All-America (Phil Steele)
 Second Team Preseason All-America (Sporting News)
 Bednarik Award Watch List
 Walter Camp Player of the Year Award Watch List
 Ronnie Lott IMPACT Trophy Watch List
 Nagurski Trophy Watch List
 Jim Thorpe Award Watch List

Calvin Ridley

First Team Preseason All-America (Athlon)
 First Team Preseason All-America (Phil Steele)
 First Team Preseason All-America (Sporting News)
 First Team Preseason All-America (CBS Sports)
 Biletnikoff Award Watch List
 Maxwell Award Watch List

Cam Robinson

First Team Preseason All-America (Athlon)
 First Team Preseason All-America (Phil Steele)
 First Team Preseason All-America (Sporting News)
 First Team Preseason All-America (CBS Sports)
 Outland Trophy Watch List
 Rotary Lombardi Award Watch List

Bo Scarbrough

Doak Walker Award Watch List

JK Scott

First Team Preseason All-America (Athlon)
 First Team Preseason All-America (Phil Steele)
 First Team Preseason All-America (CBS Sports)
 Ray Guy Award Watch List
 Wuerffel Trophy Watch List

Dalvin Tomlinson

Second Team Preseason All-America (Sporting News)
 Rotary Lombardi Award Watch List

Tim Williams

First Team Preseason All-America (Phil Steele)
 First Team Preseason All-America (CBS Sports)
 Fourth Team Preseason All-America (Athlon)
 Bednarik Award Watch List
 Ronnie Lott IMPACT Trophy Watch List
 Nagurski Trophy Watch List
 Butkus Award Watch List
 Rotary Lombardi Award Watch List

13 STRAIGHT VS. RANKED TEAMS: Alabama has won 13 straight games vs. ranked opponents, the longest streak since Southern California won 16 straight from 2002-05 under Pete Carroll and the third-longest run all-time. The streak began at Georgia (Oct. 3) last season with a 38-10 win over the No. 8 Bulldogs in Athens. In those 13 games, the Tide is 7-0 against top-10 teams and 3-0 vs. the top five (LSU, Michigan State and Clemson). The Tide's last loss to a top-25 team was Sept. 19, 2015, against Ole Miss (37-43).

Consecutive Wins Against Ranked Teams in AP Poll History (since 1936)

Team	Wins	Seasons
1. USC	16	2002-05
2. Oklahoma	15	1973-75
3. ALABAMA	13	2015-present
4. Miami (Fla.)	12	2000-02
USC	12	1977-80
Oklahoma	12	1953-58

ALWAYS IN THE HUNT: Since the 2008 season, Alabama has played in only three regular season games that did not have national championship implications. Following the Crimson Tide's 24-21 loss to LSU in 2010, Alabama was essentially eliminated from a chance to remain in the national championship discussion. The final three games of that season mark the only three regular season contests without national championship implications during this span.

FIRST TIME STARTERS: Safety Hootie Jones became the 14th Crimson Tide student-athlete to make his first career start when he took the field for the opening defensive snap vs. No. 6 Texas A&M on Oct. 22. Running back Bo Scarbrough started for the first time against Tennessee on Oct. 15. Freshman running back Josh Jacobs recorded his first career start vs. Kentucky on Oct. 1. Wide receiver Cam Sims was in the starting lineup for the first time against Kent State on Sept. 24. Jalen Hurts (QB), Gehrig Dieter (WR) and Anthony Averett (DB) made their starting debuts vs. Western Kentucky on Sept. 10. Ryan Anderson (LB), Dalvin Tomlinson (DE), Tim Williams (LB), Blake Barnett (QB), Miller Forristall (TE), Damien Harris (RB) and Jonah Williams (OT) started for the first time vs. USC in the 2016 season opener on Sept. 3.

ALABAMA HAS MOST WINS SINCE 2008: Dating back to the start of the 2008 season, Alabama has won 107 games, the most in the Football Bowl Subdivision. The Tide won 12 games in 2008, followed by a perfect 14-0 record in 2009, a 10-3 mark in 2010 and a 12-1 record in 2011. Alabama finished 13-1 in 2012, 11-2 in 2013, 12-2 in 2014 and 14-1 in 2015. Boise State is second with 98 wins.

Total Wins (since 2008)

Team	Wins	2008+09+10+11+12+13+14+15+16
1. ALABAMA	106	12+14+10+12+13+11+12+14+9
2. Boise State	98	12+14+12+12+11+8+12+9+8
3. Oregon	92	10+10+12+12+12+11+13+9+3
4. TCU	87	11+12+13+11+7+5+12+11+5
5. Ohio State	85	10+11+0*+6+12+12+14+12+8

*-12 wins vacated due to NCAA sanctions

COACHING ASSIGNMENTS

Burton Burns - Associate Head Coach/Running Backs/Special Teams	Sideline
Mario Cristobal - Assistant Head Coach/Tackles & Tight Ends	Sideline
Karl Dunbar - Defensive Line	Sideline
Brent Key - Offensive Line/Centers & Guards	Sideline
Lane Kiffin - Offensive Coordinator/Quarterbacks	Sideline
Tosh Lupoi - Co-Defensive Coordinator/Outside Linebackers	Sideline
Jeremy Pruitt - Defensive Coordinator/Inside Linebackers	Sideline
Derrick Ansley - Secondary	Booth
Billy Napier - Wide Receivers	Booth

THE FRIENDLY CONFINES OF BRYANT-DENNY STADIUM: Alabama has won 24 of the last 25 games at its home stadium. Prior to the Sept. 19, 2015, loss to Ole Miss, the Crimson Tide had not lost a game at home since falling to Texas A&M in 2012. Alabama boasts the sixth-best all-time home winning percentage in the FBS at .821 (249-53-3) at Bryant-Denny Stadium since the stadium opened in 1929. Houston's TDECU Stadium, which opened in 2014, is the leader in a .850 percentage (17-3). while Georgia Southern's Paulson Stadium, which opened in 1984 is second at .841 (185-35). Marshall's Joan C. Edwards Stadium (1991) is third with an .838 percentage (150-29), while Boise State's Albertsons Stadium (1970) is fourth with an .827 (253-53) mark and Baylor's McLane Stadium (2014) is fifth with an .824 percentage (14-3) , just ahead of Alabama.

Home Winning Percentage (Current Stadium)

School	Stadium Name (Opened)	Record (Percentage)
1. Houston	TDECU Stadium (2014)	17-3 (.850)
2. Georgia Southern	Paulson Stadium (1984)	185-35 (.841)
3. Marshall	Joan C. Edwards Stadium (1991)	150-29 (.838)
4. Boise State	Albertsons Stadium (1970)	253-53 (.827)
5. Baylor	McLane Stadium (2014)	14-3 (.824)
6. ALABAMA	BRYANT-DENNY STADIUM (1929)	249-53-3 (.821)

NON-OFFENSIVE TDs IN THE SABAN ERA: Jonathan Allen's 30-yard fumble return vs. Texas A&M on Oct. 22 marked the 56th non-offensive touchdown of the Nick Saban era and the 12th for the Crimson Tide this season, extending the Crimson Tide's single-season record under Saban. Alabama scored at least one touchdown on defense or special teams in the first eight games this season, including multiple non-offensive scores in the first three SEC road contests this season (Ole Miss, Arkansas and Tennessee). Alabama scored a non-offensive touchdown in 10 consecutive games dating back to the CFP semifinal vs. Michigan State on Dec. 31, 2015, and had 14 non-offensive touchdowns in that span – four interceptions, four punt returns, five fumble recoveries and a kickoff return. The streak was snapped in the Tide's 10-0 win over LSU on Nov. 5.

Non-Offensive TDs in the Saban Era

Season	INT	FR	KOR	PR	BkPR	Totals
2016	4	5	—	3	—	12
2015	4	—	1	4	1	10
2014	—	1	—	—	—	1
2013	3	—	1	2	1	7
2012	1	1	1	—	—	3
2011	3	—	—	1	1	5
2010	2	—	1	—	1	4
2009	2	1	—	1	—	4
2008	4	1	—	4	—	9
2007	—	—	—	1	—	1
TOTALS	23	9	4	16	4	56

NON-OFFENSIVE WINS: Alabama's defense and special teams has outscored the Crimson Tide's opponent in four of nine games this season. In the season opener, Marlon Humphrey's 18-yard interception return accounted for seven of the Tide's 52 points, while the Trojans managed two field goals. Against Kent State, Xavian Marks' 75-yard punt return for a touchdown was the difference in Alabama's shutout victory. The defense once again proved to be enough against Kentucky with Ronnie Harrison's 55-yard fumble return going for seven points in a 34-6 win over the Wildcats. Defense and special teams provided two touchdowns in a 49-10 win over Tennessee on Oct. 15.

THREE NON-OFFENSIVE TOUCHDOWNS EQUALS RECORD: Alabama's three non-offensive touchdowns at Ole Miss on Sept. 17 marked the third time in the last four seasons the Crimson Tide defense and special teams have found the end zone three times in the same game. The Tide took three interceptions back for scores against Texas A&M in 2015 and had punt, interception and kickoff returns against Virginia Tech in 2013. Prior to 2013, the last time the Crimson Tide had scored three non-offensive touchdowns in a game was Sept. 30, 1995, against Georgia.

ALABAMA IN THE AP POLL

Alabama has been ranked in 753 of the 1,115 *Associated Press* college football polls since 1936, according to the AP Poll Archive. The Crimson Tide owns a 462-127-8 (.781) all-time record in games when ranked in the *Associated Press* college football poll, including a 104-15 (.874) mark under head coach Nick Saban. The Crimson Tide is also ranked in the AP poll for the 140th consecutive week, topping its previous streak set in the mid-1990s when UA was ranked for 71 straight weeks under head coach Gene Stallings. Alabama has started five seasons at No. 1 (2016, 2013, 2010, 1978, 1966).

ASSOCIATED PRESS TOP 25 (NOV. 6)

Rank	Team (FPV)	Record	Points	Previous Rank
1	ALABAMA (60)	9-0	1,524	1
2	Michigan (1)	9-0	1,432	2
3	Clemson	9-0	1,408	3
4	Washington	9-0	1,364	4
5	Louisville	8-1	1,255	5
6	Ohio State	8-1	1,245	6
7	Wisconsin	7-2	1,159	8
8	AUBURN	7-2	1,081	11
9	Oklahoma	7-2	996	12
10	TEXAS A&M	7-2	820	7
11	West Virginia	7-1	805	14
12	Penn State	7-2	752	20
13	Utah	7-2	686	16
14	Western Michigan	9-0	583	17
15	North Carolina	7-2	559	18
16	Colorado	7-2	550	21
17	Oklahoma State	7-2	516	22
18	Virginia Tech	7-2	479	23
19	LSU	5-3	454	15
20	Florida State	6-3	450	19
21	Nebraska	7-2	434	9
22	Florida	6-2	390	10
23	Washington State	7-2	305	25
24	Boise State	8-1	226	24
25	Baylor	6-2	90	13

Others Receiving Votes: USC, 76, ARKANSAS 74, San Diego State 38, Troy 28, Houston 25, **TENNESSEE 9,** Tulsa 3, USF 3, Minnesota 2, Navy 2, Wyoming 2.

2016 Opponents in **BOLD**

SABAN AMONG THE BEST

TOP WINNING PERCENTAGE (DIVISION I) BY ACTIVE COACHES (10 YEARS)

Urban Meyer	Ohio State (13th)	162-28	.853
Chris Petersen	Washington (11th)	115-24	.827
Bob Stoops	Oklahoma (18th)	186-48	.795
NICK SABAN	ALABAMA (21st)	200-60-1	.768
Gary Patterson	TCU (17th)	147-51	.742

ALABAMA IN THE COACHES POLL

The Crimson Tide has enjoyed much success in the coaches rankings over the past half century. The United Press International debuted the coaches poll in 1950 and ran the poll through the 1990 season. *USA TODAY* has administered the poll for the past 26 seasons (1991-2016), and in 2014, Amway became the title sponsor. Alabama was ranked No. 1 in the 2010 preseason coaches' poll after starting out the 2009 preseason poll at No. 5. Alabama remained in the top five the entire season, reaching No. 1 after defeating Florida in the SEC Championship and holding the position to claim the national championship after defeating Texas in Pasadena. The Tide then claimed the No. 1 spot to close out the 2011, 2012 and 2015 seasons, while beginning at No. 1 in 2016. The Tide has compiled five UPI (1961, 1964, 1973 & 1979) and five *USA TODAY* (1992, 2009, 2011, 2012 & 2015) coaches poll national titles.

AMWAY COACHES TOP 25 (NOV. 6)

Rank	Team (FPV)	Record	Points	Previous Rank
1	ALABAMA (62)	9-0	1,598	1
2	Clemson (2)	9-0	1,497	3
3	Michigan	9-0	1,493	2
4	Washington	9-0	1,422	4
5	Ohio State	8-1	1,316	6
6	Louisville	8-1	1,307	5
7	Wisconsin	7-2	1,191	8
8	AUBURN	7-2	1,075	12
9	Oklahoma	7-2	1,068	11
10	West Virginia	7-1	877	15
11	TEXAS A&M	7-2	801	7
12	Utah	7-2	788	16
13	North Carolina	7-2	695	17
14	Penn State	7-2	667	23
15	Colorado	7-2	627	20
16	Florida	6-2	486	9
17	Oklahoma State	7-2	483	22
18	Florida State	6-3	482	19
19	LSU	5-3	479	14
20	Nebraska	7-2	476	10
21	Western Michigan	9-0	467	18
22	Virginia Tech	7-2	466	21
23	Washington State	7-2	331	25
24	Boise State	8-1	211	24
25	Baylor	6-2	161	13

Others Receiving Votes: USC 79, San Diego State 58, ARKANSAS 53, Houston 49, USF 28, Wyoming 20, Navy 12, TENNESSEE 12, Tulsa 9, Troy 6, Appalachian State 5, Minnesota 2, Stanford 2, Louisiana Tech 1.

2016 Opponents in **BOLD**

TIDE LEADS THE NATION IN NON-OFFENSIVE TOUCHDOWNS: Alabama's 12 non-offensive touchdowns in 2016 tops the Football Bowl Subdivision. Ohio state has six, Akron has five while Houston, and Michigan have each tallied four non-offensive scores. The Crimson Tide scored at least one non-offensive touchdown in 10 consecutive games dating from the CFP semifinal vs. Michigan State on Dec. 31, 2015 through the Texas A&M game on Oct. 22, and has tallied 22 non-offensive TDs in its last 20 games dating back to the Georgia game on Oct. 3, 2015. Alabama's 12 non-offensive scores equals the number of touchdowns the Tide defense has surrendered in 2016.

2016 Alabama Non-Offensive Touchdowns

Player	Game	Score
Marlon Humphrey	USC	18-yard interception return
Eddie Jackson	Western Kentucky	55-yard interception return
Eddie Jackson	Ole Miss	85-yard punt return
Da'Ron Payne	Ole Miss	3-yard fumble return
Jonathan Allen	Ole Miss	75-yard fumble return
Xavian Marks	Kent State	75-yard punt return
Ronnie Harrison	Kentucky	55-yard fumble return
Tim Williams	Arkansas	23-yard fumble return
Minkah Fitzpatrick	Arkansas	100-yard interception return
Ronnie Harrison	Tennessee	58-yard interception return
Eddie Jackson	Tennessee	79-yard punt return
Jonathan Allen	Texas A&M	30-yard fumble return

NFL DRAFT: The Crimson Tide saw seven former Alabama players selected in the 2016 NFL Draft, including first-round pick Ryan Kelly who went 18th overall to the Indianapolis Colts. Linebacker Reggie Ragland was the next to go (41st, Buffalo Bills) followed by Derrick Henry (45th, Tennessee Titans), A'Shawn Robinson (46th, Detroit Lions), Jarran Reed (49th, Seattle Seahawks) and Cyrus Jones (60th, New England Patriots), all in the second round. Running back Kenyan Drake rounded out the 2016 NFL Draft class when he was chosen by the Miami Dolphins at 73rd overall in the third round.

LEADING THE WAY TO THE NFL: Alabama has had more draft picks over the last six drafts (44) than any other college in the nation. Fifteen of those picks have been first-round selections and 25 have gone in the first two rounds. The list of 44 features four Super Bowl Champions, seven Pro Bowl selections, one All-Pro and one Offensive Rookie of the Year.

OFF-THE-FIELD NOTES

FITZPATRICK, HOLCOMBE EARN CoSIDA ACADEMIC ALL-DISTRICT HONORS: Alabama defensive back Minkah Fitzpatrick and linebacker Keith Holcombe were voted to the CoSIDA Academic All-District team on Nov. 3. The honor is the first for both and the 11th and 12th for Alabama since 2009. Fitzpatrick carries a 3.34 grade point average in Human Performance/Exercise Science as well. Holcombe is also majoring in Human Performance/Exercise Science and has a GPA of 3.69. Fitzpatrick and Holcombe now advance to the national ballot with a chance to be voted to the Academic All-America Team later this season. Alabama has earned Academic All-America honors seven times under head coach Nick Saban, the most notable being Barrett Jones, who was the first four-time honoree in CoSIDA Academic All-America history.

ALABAMA DEGREES: Alabama's success on the field over the past nine seasons under the direction of head coach Nick Saban has coincided with the Crimson Tide's success in the classroom. **The 2016 squad features 10 players who already have degrees in hand going into the season opener with USC.** Over the previous eight seasons (2008-15) Alabama saw **94 degrees earned (graduate and undergraduate)** by players who were still suiting up for the Crimson Tide after having graduated. Since the 2010 season, Alabama has seen an impressive **11 players earn a master's degree** before stepping foot on the field. In 2015, the Crimson Tide led all bowl teams with a total of 29 players who earned their degrees prior to the start of postseason play. Three of the 29 earned their master's degrees during the 2015 season.

GRADUATING WITH THE BEST: The Alabama football team has not only been dominant on the field, but also in the classroom. The Crimson Tide ranks fourth among Associated Press Preseason Top 25 teams for its graduation rate of 86 percent. Ahead of Alabama are only Stanford (99 percent) and Notre Dame (93 percent) and UCLA (89 percent). Alabama's percentage was the Southeastern Conference's highest graduation success rate (GSR) of all 14 SEC football programs.

ACADEMIC PROWESS: The Tide has been a model of success on the football field, but the team has generated plenty of accolades in the classroom as well. Below are some of the academic highlights under head coach Nick Saban.

- A total of nine Crimson Tide players will take the field with their degrees in hand for the season opener with USC.
- Earned Graduation Success Rate (GSR) of 86 this year, the highest across all 14 SEC football programs.
- In 2015, for the third consecutive year, Alabama football led the nation in graduates on its roster during postseason play (29 in 2015, 22 in 2014; 28 in 2013).
- Alabama's last four national title football teams (2009, 2011, 2012, 2015) included 89 players who had earned their degrees prior to game time.
- The 2014 team was recognized as one of the nation's top academic programs, ranking third in the annual academic rankings of the top 25 college football teams produced by New America, a Washington D.C. think-tank.
- The 2011 BCS national championship team had 21 graduates playing in the bowl game, which was the second most in the country.
- That 2011 team led the SEC with 38 student-athletes being named to the SEC Academic Honor Roll
- The 2009 BCS national championship team led the country with 11 graduates playing in the bowl game.
- In 2015-16, Alabama tied for the lead in the in number of football student-athletes being named to the SEC First-Year Academic Honor Roll with 10 honorees. Alabama topped that list in 2009, 2010 and 2011.

CRIMSON TIDE IN THE COMMUNITY: Last season, Alabama worked 400-plus hours of community service in Tuscaloosa and the surrounding areas. The team volunteered their time across numerous areas last season including in schools, hospitals, with Habitat for Humanity and on campus.

HOWARD NOMINATED FOR WUERFFEL TROPHY: Alabama tight end O.J. Howard has been nominated for the 2016 Wuerffel Trophy. Howard completed his undergraduate degree in May 2016 and is pursuing a masters degree in sports business management. Howard, a 2016 Allstate/AFCA Good Works Team nominee, volunteers his time as a regular visitor to children's hospitals in Birmingham, with Habitat for Humanity and has been a regular visiting the VA hospital while with the Crimson Tide. Named after 1996 Heisman Trophy Winner, Danny Wuerffel, the trophy is presented in Fort Walton Beach, Fla., annually to the college football player that best combines exemplary community service with academic and athletic achievement. Former Alabama offensive lineman Barrett Jones is among the past recipients of the award. Jones was honored following the 2010 season.

ALABAMA ATHLETICS AS A WHOLE: The University of Alabama has built a total program, winning championships on the field and bringing home plenty of academic awards in the classroom.

- Since 2008, Crimson Tide athletics teams have won 10 national championships in five different sports and 22 SEC championships in seven different sports.
- Alabama claimed two SEC team titles during the 2015-16 academic year - football and women's golf.
- The overall cumulative grade-point average of Alabama student-athletes in 2015-16 was 3.16.
- Twelve Crimson Tide teams had cumulative GPAs above 3.0 for 2015-16
- Alabama student-athletes earned SEC Academic Honor Roll recognition 350 times during the 2015-16 academic year. The Crimson Tide had 82, 59 and 126 student-athletes named to the SEC Fall, Winter and Spring Academic Honor Rolls and 83 named to the First-Year Academic Honor Roll.
- Since 2000, UA has produced 113 Academic All-America honorees, which

2016 COACHING STAFF PLAYERS OF THE WEEK

The Alabama coaching staff recognizes players of the week after each game. Below is a game-by-game look at the winners.

USC (ANNOUNCED SEPT. 5)

Offense Damien Harris, Cam Robinson, ArDarius Stewart, Jonah Williams
 Defense Jonathan Allen, Reuben Foster, Marlon Humphrey
 Specialists Minkah Fitzpatrick, Adam Griffith, JK Scott

WESTERN KENTUCKY (ANNOUNCED SEPT. 12)

Offense O.J. Howard, Calvin Ridley, Jonah Williams
 Defense Jonathan Allen, Ronnie Harrison, Marlon Humphrey, Eddie Jackson
 Specialists Minkah Fitzpatrick, Adam Griffith, Keith Holcombe, JK Scott

OLE MISS (ANNOUNCED SEPT. 19)

Offense Bradley Bozeman, Damien Harris, Jalen Hurts
 Defense Ryan Anderson, Reuben Foster, Dalvin Tomlinson
 Specialists Adam Griffith, Keith Holcombe, Eddie Jackson

KENT STATE (ANNOUNCED SEPT. 26)

Offense O.J. Howard, Josh Jacobs, Jonah Williams
 Defense Minkah Fitzpatrick, Ronnie Harrison, Keith Holcombe
 Specialists Adam Griffith, Xavian Marks, JK Scott

KENTUCKY (ANNOUNCED OCT. 3)

Offense Josh Jacobs, Calvin Ridley, Cam Robinson
 Defense Reuben Foster, Shaun Dion Hamilton, Tim Williams
 Specialists Keaton Anderson, Adam Griffith, Bo Scarbrough

ARKANSAS (ANNOUNCED OCT. 10)

Offense Bradley Bozeman, Jalen Hurts, Cam Robinson, Jonah Williams
 Defense Minkah Fitzpatrick, Shaun Dion Hamilton, Tim Williams
 Specialists Rashaan Evans, Adam Griffith, Hootie Jones, JK Scott

TENNESSEE (ANNOUNCED OCT. 17)

Offense Bradley Bozeman, ArDarius Stewart, Jonah Williams
 Defense Jonathan Allen, Ryan Anderson, Reuben Foster, Ronnie Harrison
 Specialists Adam Griffith, Eddie Jackson, JK Scott

TEXAS A&M (ANNOUNCED OCT. 24)

Offense Bradley Bozeman, Damien Harris, Cam Robinson
 Defense Jonathan Allen, Reuben Foster, Marlon Humphrey
 Specialists Keith Holcombe, JK Scott, Mack Wilson

LSU (ANNOUNCED NOV. 7)

Offense Bradley Bozeman, Cam Robinson, Bo Scarbrough
 Defense Defensive Unit
 Specialists Keaton Anderson, JK Scott

MISSISSIPPI STATE (ANNOUNCED NOV. 14)

Offense
 Defense
 Specialists

CHATTANOOGA (ANNOUNCED NOV. 21)

Offense
 Defense
 Specialists

AUBURN (ANNOUNCED NOV. 28)

Offense
 Defense
 Specialists

ranks third nationally over that span behind only Nebraska (136) and Notre Dame (125). Alabama passed Stanford (106) and Penn State (99) round out the top five.

- Since 2010, Alabama leads all NCAA Division I schools with 65 Academic All-America honors. Stanford is second over that span with 62, while Nebraska is third at 53.

DEFENSIVE NOTES

DEFENSE EARNS WALTER CAMP DEFENSIVE PLAYER OF THE WEEK HONORS FOR LSU PERFORMANCE: Alabama's defense was named as the Walter Camp Defensive Player of the Week following the Crimson Tide's 10-0 shutout victory over LSU in Baton Rouge. The Tide defensive unit was the second team to earn the weekly individual award since 2004. Alabama's defense stifled the LSU offense, limiting the Tigers to only six first downs and 125 yards of total offense in the shutout victory in Baton Rouge. The Tide defense recorded five sacks and limited a 15th-ranked LSU team to just 33 rushing yards on 27 total attempts. Alabama allowed a 41-yard pass on the Tigers' second offensive drive of the night, but did not allow a play beyond 13 yards the rest of the evening. Alabama also kept the Tigers out of the red zone all night.

ALLEN EARNS SEMIFINALIST NOD FOR THE MAXWELL AWARD: Senior defensive lineman Jonathan Allen has been named one of 18 semifinalists for the Maxwell Award, which is presented each season to college football's player of the year. Allen is joined on the list by teammate Jalen Hurts. Allen has a team-high 11 quarterback hurries to go with his 38 tackles, seven of which are sacks (-55 yards), which is tied for the team lead. He has also returned a team-leading two fumble recoveries for 105 combined yards and two touchdowns. The Leesburg, Va., native's 25 career sacks ranks No. 2 on the Tide's all-time list. Finalists for the Maxwell Award will be announced on Nov. 21.

ANDERSON AND FOSTER SEMIFINALISTS FOR THE BUTKUS AWARD: Senior linebackers Ryan Anderson and Reuben Foster were named to the list of 12 semifinalists for the Butkus Award, the Butkus Foundation announced on Oct. 31. The Butkus Award is presented annually to the nation's top linebacker. Anderson ranks third in the SEC with 12.5 tackles for loss (-65 yards) and is seventh in sacks with 5.5 (-42 yards) as part of his 35 total tackles. He has added three forced fumbles and seven quarterback hurries to his season totals. Foster, the team leader in tackles with 64, is the Tide's main signal caller on the defense. He has collected six tackles for loss (-28 yards) and has two sacks (-18 yards). The senior from Auburn, Ala., has added four quarterback hurries and two pass breakups.

ALLEN AND FOSTER NAMED TO SEMIFINALIST LIST FOR THE BEDNARIK AWARD: Senior defensive lineman Jonathan Allen and senior linebacker Reuben Foster were named to the list of 18 semifinalists for the Bednarik Award, given annually to college football's defensive player of the year. Finalists for the Bednarik Award will be announced on Nov. 21.

FITZPATRICK A SEMIFINALIST FOR THE JIM THORPE AWARD: Sophomore defensive back Minkah Fitzpatrick was named to the list of 16 semifinalists for the prestigious Jim Thorpe Award, the Oklahoma Sports Hall of Fame announced Oct. 24. The Jim Thorpe Award is presented annually to the nation's top defensive back. Fitzpatrick is in the midst of a breakout season in 2016, as he leads the Crimson Tide in interceptions (4) and pass breakups (6) and leads the secondary in sacks (1.5). He has three career interception returns for touchdowns, tying him for the Alabama career lead. Through nine games this season, Fitzpatrick has recorded 39 tackles, two tackles for loss, 1.5 sacks, four interceptions, six pass breakups and one forced fumble.

DEFENSE OVERWHELMS LSU: Alabama posted its second shutout of the season in a 10-0 win over LSU. The Tide defense limited the Tigers to just 125 total yards on 51 plays, an average of 2.5 yards per play. A closer look at the box score shows just how dominant the defensive performance was. Of LSU's 125 yards, 41 came on one pass play in the Tigers' second drive of the evening. LSU averaged 1.7 yards per play on its other 50 snaps and had only 25 yards of offense in the game's second half.

TIDE LEADS NATION IN DEFENSIVE TOUCHDOWNS: Jonathan Allen's 30-yard fumble return vs. Texas A&M on Oct. 22 gives Alabama an FBS-best nine defensive touchdowns this season. Ohio State has scored five times on defense while Central Michigan, Houston and Wyoming have scored four times defensively this season. Alabama has now scored nine touchdowns on 17 forced turnovers this season (four of nine interceptions, five of eight fumbles).

2016 Defensive Touchdown Leaders

Team	Touchdowns
1. ALABAMA (4 INT, 5 FR)	9
2. Ohio State (5 INT)	5
3. Central Michigan (4 INT)	4
Houston (2 INT, 2 FR)	4
Wyoming (3 INT, 1 FR)	4

TIDE RUSHING DEFENSE THE NATION'S BEST: Through nine games in 2016, the Alabama defense has limited its opponents to 594 total yards on the ground. The 66.0 yards per game average leads the FBS by 20 yards per game (2nd - San Diego State 86.0 ypg). The Crimson Tide has held its opponents to 2.1 yards per carry so far this season.

2016 Alabama Rushing Defense

Opponent	Atts./Yards	Yards Per Attempt
USC	30/64	2.1
Western Kentucky	22/23	1.0
Ole Miss	33/101	3.1
Kent State	30/82	2.7
Kentucky	36/72	2.0
Arkansas	36/73	2.0
Tennessee	32/32	1.0
Texas A&M	38/114	3.0
LSU	27/33	1.2

3-AND-OUT: The Alabama defense has totaled 59 three-and-outs through nine games in 2016 (6.56 per game) to lead the nation in that category. The Tide has forced a three-and-out on 59 of 118 drives this season (50 percent).

3-and-Outs

Average	Team (Total/Games)	Percentage of Drives
6.56	ALABAMA (59/9)	50.0 (59-118)
6.11	Michigan (55/9)	49.1 (55-112)
5.78	Clemson (52/9)	42.9 (52-121)
5.67	Tulsa (51/9)	35.2 (51-145)
5.67	Houston (51/9)	41.8 (51-122)

10 POINTS OR FEWER: Alabama's 10-0 win over then No. 15/14 LSU on Nov. 5 marked the 63rd time the Crimson Tide has held an opponent to 10 points or fewer under head coach Nick Saban since the start of the 2007 season and the sixth time in 2016. In 2015, Alabama held six opponents to 10 points or less and recorded two shutouts. In 2014, Alabama shut out two opponents and held seven opponents to two touchdowns or less. Alabama held nine of 13 opponents to 10 points or less in 2013 with three shutouts. Seven opponents were limited to 10 points or less in 2012, four of which were shutouts. Alabama was successful in holding opponents to single digits in nine games in 2011 and eight times in 2010. Alabama kept opponents within that range seven times in both 2008 and 2009 and in 2007 did it twice. Alabama has shut out the opposition 19 times during the Saban era.

HARD TO FIND THE END ZONE AGAINST THE TIDE: Since the start of the 2009 season, no defense has allowed fewer touchdowns than the Crimson Tide. Alabama's defense has surrendered only 154 touchdowns over the last 103 games. That is 40 fewer than the second most in the nation (Florida with 194).

Fewest TDs Allowed by Defense since 2009

Team	Touchdowns
1. ALABAMA	154
2. Florida	194
3. LSU	195

POINTS HARD TO FIND: Through nine games in 2016, the Alabama defense has surrendered only 119 points (13.2 ppg) to rank second nationally and first in the SEC in scoring defense. The Tide has held six of its nine opponents - USC (52-6), Western Kentucky (38-10), Kent State (48-0), Kentucky (34-6), Tennessee (49-10) and LSU (10-0) - to 10 points or less this season and has allowed only six red zone touchdowns in 16 trips inside the 20 yard opponents.

NO GO IN THE RED ZONE: Alabama only ranks 48th nationally in red zone defense, having surrendered 13 scores in 16 opponent trips inside the 20-yard line. But a closer look at the numbers reveals how dominant the Crimson Tide defense has been once an opposing offense reaches the Tide 20. Of the 13 opponent scores in nine games, only six have been touchdowns, tied with Michigan for the fewest in the country.

HOLDING OPPONENTS UNDER 200: During head coach Nick Saban's last 119 games at the Capstone (since the start of the 2008 season), the Crimson Tide defense has held the opposing offense to fewer than 200 yards of total offense 41 times, the most recent being LSU (125) on Nov. 5. The Tide has also held USC (194), Kent State (166), Kentucky (161) and Tennessee (163) below the 200-yard mark this season. Alabama's best came in 2009 when the Tide held Chattanooga to 84 yards of total offense.

HOLDING OPPONENTS UNDER 300: In head coach Nick Saban's tenure at Alabama, the Tide has limited opponents to under 300 yards of total offense 83 times, or 62.9 percent of the time. UA opened the 2016 season by limiting USC to just 194 yards in the Tide's 52-6 victory and followed that up by holding Western Kentucky to 239 yards on Sept. 10. Alabama held Kent State to 166 yards on Sept. 24, Kentucky to 161 on Oct. 1, Tennessee to 163 yards on Oct. 15, Texas A&M to 278 yards on Oct. 22 and, most recently, LSU to 125 on Nov. 5.

RUSHING DEFENSE: Alabama has surrendered only 16 individual 100-yard rushing performances dating back to the 2005 season, a mark that is the lowest in the nation. Alabama has not allowed a 100-yard rusher in the past 19 games (Nick Chubb, UGA). Since head coach Nick Saban's arrival in 2007, the Tide has allowed 11 players to rush for more than 100 yards in a game: Chubb (146 on Oct. 3, 2015), Ohio State's Ezekiel Elliott (230 on Jan. 1, 2015), Auburn's Tre Mason (164 on Nov. 30, 2013), Virginia Tech's Trey Edmunds (132 on Aug. 31, 2013), Georgia's Todd Gurley (122 yards on Dec. 1, 2012), LSU's Jeremy Hill (107 on Nov. 3, 2012), Georgia Southern's Dominique Swope (153 on Nov. 19, 2011), Tennessee's Tauren Poole (117 on Oct. 23, 2010), Ole Miss' BenJarvus Green-Ellis (131 on Oct. 13, 2007), Houston's Anthony Alridge (100 on Oct. 6, 2007) and Darren McFadden of Arkansas (195 on Sept. 15, 2007).

Fewest 100-Yard Rushers Allowed (FBS teams since 2005)

1. ALABAMA	16
2. Boston College	24
3. Ohio State	26
4. Boise State	38
5. Penn State	44

2016 PRESEASON ALL-SEC TEAMS

COACHES

First Team

Jonathan Allen
Reuben Foster
O.J. Howard
Eddie Jackson
Calvin Ridley
Cam Robinson
JK Scott

Second Team

Minkah Fitzpatrick
Adam Griffith
Alphonse Taylor
Tim Williams

Third Team

Marlon Humphrey
Ross Pierschbacher

MEDIA

First Team

Jonathan Allen
Reuben Foster
O.J. Howard
Eddie Jackson
Calvin Ridley
Cam Robinson
JK Scott

Second Team

Minkah Fitzpatrick
Adam Griffith
Alphonse Taylor
Tim Williams

Third Team

Marlon Humphrey
Ross Pierschbacher

TOUGH SLEDDING ON THE GROUND: Alabama has allowed only three rushing touchdowns so far this season. In 2015, the Crimson Tide allowed just seven rushing touchdowns in 15 games, second-lowest total in the country. The Tide leads the nation in allowing the fewest rushing touchdowns since the start of the 2005 season, surrendering only 81. Since head coach Nick Saban arrived in 2007, the Crimson Tide has allowed 64 rushing touchdowns. Ohio State is No. 2 in that category, giving up 97 since 2007.

OVERWHELMING DEFENSE VS. KENT STATE: Alabama posted its first shutout of the season in a 48-0 win over Kent State, but the true domination is found with a closer look at the box score. Alabama's first-team defense limited Kent to just 61 total yards on 27 plays before heading to the bench after the first drive of the second half. The more amazing part was the Tide surrendered a 47-yard run on the first play of the game and then allowed just 14 yards to KSU on the next 26 plays (0.54 yards per play).

BACK-TO-BACK GAMES WITH INTERCEPTIONS FOR TOUCHDOWNS: Ronnie Harrison's 58-yard interception return for a touchdown vs. Tennessee on Oct. 15 and Minkah Fitzpatrick's school record 100-yard interception return for a score vs. Arkansas on Oct. 8 marks the second time this season the Tide has returned interceptions for scores in consecutive games. On Sept. 10, Eddie Jackson found the end zone on a 55-yard return against Western Kentucky and Marlon Humphrey returned a pick 18 yards for a touchdown against USC on Sept. 3. Prior to 2016, the most-recent instance of back-to-back games with interceptions for touchdowns was in 2008 when Rashad Johnson returned interceptions for scores against Arkansas State and LSU on Nov. 1 and Nov. 8.

ALLEN & WILLIAMS MOVING UP CAREER SACK LIST: Jonathan Allen's first quarter sack vs. LSU on Nov. 5 gives him a team-high seven sacks in 2016 and moved the senior into a tie for second place on the Alabama career sack list with 25 with Kindal Moorehead (1998-2002). Tim Williams also shared a sack against LSU and is tied with Allen for the team lead with seven. He also has 19 for his career which ranks tied for eighth all time. The Crimson Tide's all-time leader for career sacks is Derrick Thomas (1985-88) with 52.0.

Alabama Career Sack List

Rank	Name	Years	Sacks (Yards)
1.	Derrick Thomas	1985-88	52.0 (408)
2t.	JONATHAN ALLEN	2013-present	25.0 (178)
2t.	Kindal Moorehead	1998-2002	25.0 (227)
4.	Jarrett Johnson	1999-2002	23.0 (194)
5.	Eric Curry	1990-92	22.5 (161)
6.	Wallace Gilberry	2004-07	21.5 (135)
7.	Antwan Odom	2000, 2002-03	20.5 (141)
8t.	TIM WILLIAMS	2013-present	19.0 (179)
8t.	Jeremy Nunley	1990-93	19.0 (125)
10.	John Copeland	1991-92	17.5 (88)

FITZPATRICK LEADING THE SECONDARY: Sophomore Minkah Fitzpatrick continued his breakout season against LSU on Nov. 5. The Thorpe Award semifinalist recorded three tackles to up his season total to 39, good enough for fourth on the team. He leads the Tide in interceptions with four (including a school-record 100-yard return vs. Arkansas) and pass breakups with five. He has also forced one fumble and recorded two tackles for loss and 1.5 sacks.

BACK-TO-BACK CAREER GAMES FOR FOSTER: Against Texas A&M on Oct. 22, linebacker Reuben Foster equaled his career high with 12 tackles. He then followed it up with 11 stops in a shutout win over LSU that included half a sack and 1.5 tackles for loss. Foster previously had 12 stops at Ole Miss on Sept. 17 to give him three double-digit tackle games this season. The senior leads the Tide in total tackles (64), solo tackles (31) and assists (33) this season to go with 6.0 tackles for loss, 2.0 sacks and four quarterback hurries. For his career, Foster has notched 171 tackles, 94 solo stops and 17.0 tackles for loss.

FITZPATRICK'S RECORD RETURN AT ARKANSAS: Sophomore Minkah Fitzpatrick's 100-yard interception return for a touchdown vs. Arkansas on Oct. 8 is the longest in school history, breaking the previous record of 98 yards set by Mark McMillan vs. Chattanooga on Oct. 5, 1991. The score also gives Fitzpatrick three career interception returns for touchdowns, tying him for the Alabama career lead with Antonio Langham (1990-93), C.J. Mosley (2010-13) and current teammate Eddie Jackson (2013-present).

HAMILTON'S CAREER NIGHT VS. ARKANSAS: Linebacker Shaun Dion Hamilton established a new career high for tackles with nine stops against Arkansas on Oct. 8. The junior also added sack, 1.5 tackles for loss and forced a fumble in the 49-30 win over the Razorbacks. Hamilton ranks second on the team in tackles with 47 and has 8.5 tackles for loss of 32 yards and two sacks (-13 yards).

ANDERSON SETS CAREER HIGH IN TACKLES: Ryan Anderson's nine tackles vs. Arkansas on Oct. 8 are a new career high. His previous career high was six, set against Texas A&M in 2014. Anderson has 35 tackles this season along with a team-high 12.5 tackles for loss, 5.5 sacks, seven quarterback hurries, one fumble recovery, three forced fumbles and a pass breakup. His numbers this season continues his hot streak that ended the 2015 season. In the final six games of the 2015 campaign, Anderson recorded eight tackles for loss and six sacks. Eleven of his career 16 sacks and 20.5 of his 33.5 career tackles for loss have come in his last 15 games played. In his time at Alabama, the redshirt senior has accumulated 33.5 tackles for a loss of 156 yards and added 15 sacks for -115 yards.

JACKSON EQUALS UA CAREER INTERCEPTION RETURNS FOR TOUCHDOWNS RECORD: Senior Eddie Jackson tied the Alabama career record for interception returns for touchdowns with his 55-yard return against Western Kentucky on Sept. 10. Jackson has three touchdowns on interceptions in his career, equaling the record held by Antonio Langham (1990-93), C.J. Mosley (2010-13) and Minkah Fitzpatrick (2015-present). Jackson had two returns for touchdowns in 2015 - a 50-yard score against Georgia on Oct. 3 and a 93-yard return against Texas A&M on Oct. 17. The return against the Aggies is the fourth-longest interception return for a touchdown in Alabama history.

ALLEN EARNS MULTIPLE DEFENSIVE PLAYER OF THE WEEK AWARDS FOR PERFORMANCE VS. TEXAS A&M: Senior defensive end Jonathan Allen was named the SEC & FWAA/Nagurski Defensive Player of the Week and the Lott IMPACT Player of the Week following his performance against Texas A&M on Oct. 22. Allen finished the matchup against the Aggies with one sack for a loss of eight yards, along with a career-high four quarterback hurries. He totaled six tackles on the day, three of which were solo stops, and added his second defensive score of the season. Allen picked up an Aggie fumble and returned it 30 yards for a touchdown late in the third quarter to put the Tide in front by two scores.

FITZPATRICK GARNERS FOUR DEFENSIVE PLAYER OF THE WEEK HONORS AFTER ARKANSAS PERFORMANCE:

Defensive back Minkah Fitzpatrick was named the SEC, Bednarik Award and Walter Camp FBS Defensive Player of the Week and Thorpe Award Player of the Week for his performance at Arkansas on Oct. 8. Fitzpatrick set a career high with three interceptions, returning one 100 yards for a touchdown, and recorded five tackles and two pass breakups in the Tide's 49-30 win. His three interception returns for touchdowns ties him for the Alabama career record with Antonio Langham (1990-93), C.J. Mosley (2010-13) and current teammate Eddie Jackson (2013-Present).

ALLEN NAMED SEC DEFENSIVE PLAYER OF THE WEEK FOR USC PERFORMANCE:

Senior defensive end Jonathan Allen was named the SEC Defensive Player of the Week following his performance against USC on Sept. 3. Allen led an Alabama defense that limited No. 20 USC to just 194 yards of offense and six points in the Crimson Tide's 52-6 win. The senior leader recorded a team-high two sacks for a loss of 15 yards along with four solo tackles and two pass breakups and was a disruptive force throughout the game.

VETERAN DEFENSE:

The 2016 Alabama defense includes five starters from a season ago. Those five returned 245 total tackles, 32 tackles for loss and 16 sacks to this year's team. Of those returning starters, three come from the Tide secondary, including senior Eddie Jackson, who recorded 46 tackles, three tackles for loss and six interceptions entering the season. Jackson set a school record with 230 return yards on his interceptions and took two back for touchdowns a year ago. Senior linebacker Reuben Foster leads all returnees with 73 total tackles. Returning senior defensive lineman Jonathan Allen was the team leader in tackles for loss (14.5) and sacks (12.0) in 2015.

OFFENSIVE NOTES

HURTS ONE OF 18 SEMIFINALISTS FOR THE MAXWELL AWARD:

Freshman quarterback Jalen Hurts has been named one of 18 semifinalists for the Maxwell Award, which is presented each season to college football's player of the year. Hurts is joined on the list by teammate Jonathan Allen. Hurts has excelled at quarterback since taking over the full-time starter duties in week two. The freshman signal-caller has thrown for 1,685 yards and 12 touchdowns through the air while adding 635 yards rushing and 10 scores on the ground. He has completed 62.3 percent of his passes and boasts a 138.2 efficiency rating to rank fourth in the SEC. Hurts' 257.8 yards per game of total offense leads all freshmen in the SEC and also sets him at fifth among all conference players. Finalists for the Maxwell Award will be announced on Nov. 21.

FIRST-YEAR QUARTERBACKS:

Alabama opened the 2016 season with a new starting quarterback for the fifth time under head coach Nick Saban and has played two first-year starters so far this season. Blake Barnett took the game's opening snap for the Crimson Tide against USC on Sept. 3 and Jalen Hurts has been under center for the first snap in every game since. Since 2009, Alabama's rookie signal callers have posted a record of 62-4 (.939) and won three national championships.

Year	Quarterback	W-L
2016	Blake Barnett/Jalen Hurts	9-0
2015	Jake Coker/Cooper Bateman	15-1*
2014	Blake Sims	12-2
2011	AJ McCarron	12-1*
2009	Greg McElroy	14-0*

* - won national championship

TIDE TOPS SEC IN SCORING: Through eight games in 2016, Alabama leads the SEC in scoring, averaging 40.1 points per game. The Tide has scored 47 touchdowns, converted 11 field goals and 46-of-46 on PAT kicks (0-for-1 on two-point conversions) for 361 points. Alabama's 47 touchdowns also leads the conference - five more than second place Texas A&M. Nationally, Alabama ranks 15th in the FBS in scoring.

RUSHING DIFFERENTIAL: Alabama has outrushed its opponents 2,334 to 594 through the first nine games of the season, an average of 259.3 yards per game to 66.0 yards per game. That number gets even better in SEC games, with the Tide averaging 280.5 yards per game to just 70.8 of its opponents. Alabama has rushed for 21 touchdowns this season, compared to just three for its opposition.

FIRST HALF POINTS: Alabama's first half scoring streak of 126 games, the longest streak in the nation, was snapped with the 0-0 halftime tie at LSU on Nov. 5. Prior to that contest, the last time The Tide failed to score in the first half was on Sept. 29, 2007, when Alabama and Florida State headed into halftime in a scoreless tie. The Seminoles won that game, 21-14. Alabama was 110-16 during the streak.

SCORING STREAK CONTINUES: Alabama's school record consecutive games scoring streak was extended to 207 games with Jalen Hurts' 21-yard fourth quarter touchdown run at LSU on Nov. 5. Alabama was last held off the scoreboard in a 9-0 loss to Auburn on Nov. 18, 2000.

RUSHING TO SUCCESS: Alabama is 86-4 (.956) since the start of the 2008 season when rushing for at least 140 yards. The only losses were at Auburn in 2013, at Ole Miss and vs. Ohio State in 2014, and against Ole Miss in 2015. The Crimson Tide rushed for 140 yards or more 10 times in 2015 and has done so eight times this season.

BALL PROTECTION: In its past 118 games dating back to a win over Tulane on Sept. 6, 2008, Alabama has turned the ball over only 141 times (78 fumbles, 63 interceptions) for 1.19 turnovers per game. Since 2009, the Tide has turned the ball over only 122 times in 103 games (1.18/game). Since 2009, UA starting quarterbacks have thrown an impressively low 50 interceptions in 2,740 attempts (1 INT every 54.6 attempts). Dating back to the 2009 season, the top two running backs in the rotation have lost a fumble only 21 times. Over that 118 game span, the top two running backs have recorded 3,023 touches, losing a fumble once every 143.9 touches.

HIGH-SCORING HALF: Alabama's 41-point outburst in the first half against Kent State on Sept. 24 was a season high for Alabama in the opening two quarters and the most since tallying 49 against Charleston Southern on Nov. 21, 2015. The Tide had tallied 17 points in the first half in each of the first three games of the season. The 21 first-quarter points equals the previous season high for a quarter, set in the third quarter of the season opener with USC.

ALABAMA DEEP AT WIDEOUT: The Alabama receiving corps boasts one of the deepest and most talented groups in the nation. The Crimson Tide have four receivers (WR/TE) with at least 1,000 career receiving yards and 75 career receptions. Sophomore Calvin Ridley has 135 career grabs for 1,565 yards (11.6 ypc) and 12 touchdowns. Tight end O.J. Howard has 92 catches for 1,406 yards (15.3 ypc) and six scores while redshirt junior ArDarius Stewart has 106 career catches for 1,376 yards and eight scores. Graduate transfer Gehrig Dieter has 1,669 career receiving yards and 12 touchdowns on 137 receptions combined between Bowling Green and Alabama. He has eight catches for 175 yards with the Crimson Tide and had 129 catches for 1,494 yards for the Falcons.

DUAL THREAT: Jalen Hurts has added a new dimension to the Crimson Tide offensive attack in 2016 with the QB running game. The Channelview, Texas, native has rushed for 635 yards this year with 10 rushing scores while throwing for 1,685 yards, 12 touchdowns and just six interceptions. He has completed 62.3 percent of his passes and boasts a passing efficiency rating of 138.18, which ranks fourth in the SEC. Hurts is averaging 257.8 yards of total offense per game with 22 touchdowns responsible for and has thrown and rushed for 100 or more yards in a game three times this season (LSU, Nov. 5; Tennessee, Oct. 15 and Ole Miss, Sept. 17).

HURTS OVER 100 RUSHING AND PASSING AGAIN AT LSU: Jalen Hurts rushed (114) and passed (107) for more than 100 yards in a game for the third time this season at LSU on Nov. 5. Hurts also accomplished that feat at Tennessee on Oct. 15 (132 rushing/143 passing) and at Ole Miss on Sept. 17 in his second college start (146/158). Prior to this season, the last Tide signal caller to rush for more than 100 yards in a game was Tyler Watts in 2001 (110 vs. Ole Miss on October 13, 2001). Hurts is also the only quarterback to throw and rush for 100 yards in a game under Nick Saban in his 21 years as a college head coach.

Jalen Hurts 100/100 Games

Date	Opponent (AP rank)	Rushing/Passing/Total
Sept. 17	at Ole Miss (19)	146/158/304
Oct. 15	at Tennessee (9)	132/143/275
Nov. 5	at LSU (15)	114/107/221

HURTS VAULTS TO SECOND ON QB RUSHING CHART: Quarterback Jalen Hurts' 114-yard performance at LSU on Nov. 5 vaulted the freshman into second place on the Alabama single-season quarterback rushing list. Hurts has carried the ball 115 times for 635 yards this season to rank No. 2 on the single-season list after the first nine games of his freshman season. Steadman Shealy holds the all-time record with 791 yards for the Crimson Tide's 1979 national championship team. Hurts' 635 rushing yards is the most for an Alabama quarterback under Nick Saban. The previous high was 350 yards by Blake Sims in 2014.

Alabama Single-Season Quarterback Rushing List

Rank	Quarterback	Season	Yards
1.	Steadman Shealy	1979	791
2.	JALEN HURTS	2016	635
3.	Walter Lewis	1982	572
4.	Tyler Watts	2001	564
5.	Harry Gilmer	1945	552
6.	Pat Trammel	1959	525
7.	Harry Gilmer	1946	497
8.	Terry Davis	1971	448
9.	Richard Todd	1975	429
10.	Harry Gilmer	1944	405

HURTS TOUCHDOWN RESPONSIBILITY: With his fourth quarter rushing touchdown at LSU on Nov. 5, Jalen Hurts moved into a tie for eighth place on the Alabama single-season touchdown responsibility list with 22. Hurts has thrown 12 touchdown passes and rushed for 10 scores so far this season. Hurts is now tied with Harry Gilmer, who tallied 22 scores in 1945 (13 passing, 9 rushing). Blake Sims (2014) holds the single-season record with 35 touchdowns (28 passing, 7 rushing).

Alabama Single-Season Touchdown Responsibility List

Rank	Player	Season	TDs
1.	Blake Sims	2014	35
2.	AJ McCarron	2012	31
3t.	AJ McCarron	2013	28
3t.	Derrick Henry	2015	28
5t.	Shaun Alexander	1999	24
5t.	Trent Richardson	2011	24
7.	John Parker Wilson	2007	23
8t.	JALEN HURTS	2016	22
8t.	Harry Gilmer	1945	22
10t.	Mark Ingram	2009	20
10t.	Greg McElroy	2010	20

HURTS SETS NEW CAREER HIGH IN RUSHING TOUCHDOWNS: Alabama freshman quarterback Jalen Hurts established a new career high in rushing touchdowns with his three scores vs. Tennessee on Oct. 15. The freshman found the end zone on runs of 45, 2 and 1 yards against the Volunteers. Hurts previous career high was two rushing touchdowns set in his Alabama debut vs. USC on Sept. 3 and equaled on Oct. 8 at Arkansas.

HURTS & SCARBROUGH ECLIPSE 100 ON THE GROUND AT TENNESSEE: Quarterback Jalen Hurts rushed for 132 yards and three touchdowns on 12 carries and running back Bo Scarbrough ran for 109 yards and a score on five carries in Alabama's win over Tennessee on Oct. 15, giving Alabama two 100-yard rushers in the same game for the 23rd time in Crimson Tide history and the second time this season. Hurts (146 yards) and Damien Harris (144) also topped the century mark at Ole Miss on Sept. 17.

STEWART SETS NEW PERSONAL BEST FOR RECEIVING YARDS VS. ARKANSAS: ArDarius Stewart's 120 yards receiving vs. Arkansas on Oct. 8 is a new single-game best for the redshirt junior. His previous best was 113 yards vs. USC on Sept. 3 this season. Stewart established personal bests for touchdown catches (2) and longest reception (71 yards) against the Trojans. He is second on the team in receiving yards this season with 325 yards on 18 receptions (18.1 ypr) and three touchdowns.

CAREER NIGHT FOR JACOBS AGAINST UK: Freshman running back Josh Jacobs established new career highs in rushing attempts and yards with 16 carries and 100 yards rushing vs. Kentucky on Oct. 1. The yardage total also gave him his first 100-yard game at Alabama. Jacobs added three catches for 44 yards against the Wildcats to finish with 144 yards of total offense on 19 touches.

RIDLEY'S CAREER NIGHT VS. KENTUCKY: Calvin Ridley's 11 receptions and 174 yards vs. Kentucky on Oct. 1 established new career bests for the sophomore receiver. Ridley reached his previous high of nine catches twice, most recently against Western Kentucky on Sept. 10. Ridley's previous career high in yards was 140 vs. Arkansas last season. His two touchdowns against the Wildcats equaled his career best set against Michigan State in last season's CFP semifinal at the Goodyear Cotton Bowl.

SIMS' CAREER DAY VS. KENT STATE: Cam Sims' four catches and 54 yards against Kent State on Sept. 24 led all Tide receivers in the game and surpassed his previous career highs of three receptions (twice, last vs. Western Carolina in 2014) and 33 yards (vs. Western Carolina, 2014). Sims has five receptions for 66 yards in his three appearances this season, pushing his career totals to 18 catches for 174 yards, an average of 9.7 yards per reception.

HURTS OVER 100 RUSHING AND PASSING IN OXFORD:

Alabama freshman quarterback Jalen Hurts became the first Tide signal caller to rush for more than 100 yards since Tyler Watts in 2001 (110 vs. Ole Miss on October 13, 2001) in a win at Ole Miss on Sept. 17. Hurts accounted for 146 yards on the ground and threw for 158 more to accumulate 304 yards of total offense on the day. His rushing total ranks fifth in Alabama history for rushing yards by a quarterback.

Date	Quarterback/Opponent	Yards
Nov. 3, 1945	Harry Gilmer at Kentucky	216
Nov. 3, 1979	Steadman Shealy vs. Mississippi State	190
Sept. 29, 2001	Tyler Watts at South Carolina	162
Oct. 23, 1982	Walter Lewis vs. Cincinnati	156
Sept. 17, 2016	Jalen Hurts at Ole Miss	146
Oct. 15, 2016	Jalen Hurts at Tennessee	132

HARRIS & HURTS BOTH ECLIPSE 100 ON THE GROUND AT OLE MISS:

Running back Damien Harris rushed for a career-best 144 yards and a touchdown on 16 carries and quarterback Jalen Hurts ran for a team-high 146 yards on 18 carries in the win over Ole Miss on Sept. 17, giving Alabama two 100-yard rushers in the same game for the 18th time in Crimson Tide history. It also marked the first time a quarterback has figured into that achievement since Jeff Rutledge and running back Johnny Davis did so against Auburn in 1977.

BIG DAY FOR HARRIS VS. OLE MISS:

Running back Damien Harris had a career day at Ole Miss on Sept. 17. The sophomore ran for 144 yards on 19 carries, a 9.0 average, and had a 67-yard run that set up Alabama's go-ahead touchdown. He improved as the game wore on. Harris went into halftime with six rushes for 29 yards and broke out in the second half with 10 rushes for 115 yards and a touchdown. Harris' numbers are even more impressive as the game goes along. He has averaged 9.4 yards per carry (31 rushes for 291 yards) in the third and fourth quarters this season.

HURTS FIRST TRUE FRESHMAN TO START AT QB IN 32 YEARS:

With his start against Western Kentucky on Sept. 10, Alabama's Jalen Hurts became the first true freshman to start at quarterback for Alabama since Vince Sutton in 1984. Sutton's first start was against Southwestern Louisiana on Sept. 22 that season. He would go on to also start against Vanderbilt, Georgia, Penn State and Tennessee.

HURTS SETS PASS YARDS RECORD FOR STARTING DEBUT & FRESHMAN:

In his first career start at quarterback for the Crimson Tide, true freshman Jalen Hurts completed 23-of-36 attempts for two touchdowns while passing for 287 yards without an interception against Western Kentucky on Sept. 10. In addition to breaking the previous record for passing yards in a starting debut of 285 yards set by Brodie Croyle versus Arkansas on September 28, 2002, Hurts' performance also surpassed the previous Crimson Tide freshman passing yards mark of 167 yards set by Vince Sutton against Tennessee on October 20, 1984. Hurts connected on three passes of 40 yards or longer in the performance.

HURTS SHOWS VERSATILITY IN FIRST GAME: In his first game as a collegiate quarterback on Sept. 3 vs. USC, true freshman Jalen Hurts had a versatile performance that opened up the Crimson Tide offense after a sluggish start. Hurts entered the game on the Tide's third offensive possession and lost a fumble on his first play, but he quickly settled into the role and ignited the Tide offense through the air and on the ground. Hurts ended the night against the Trojans accounting for four touchdowns (two rushing, two passing), the first time a Tide player has had two TDs both passing and rushing since Tyler Watts in 2001. Hurts passed for 118 yards and two touchdowns with one interception while completing 6-of-11 pass attempts. He rushed for 32 yards and two touchdowns on nine carries. Hurts' longest pass completion was a 71-yard touchdown strike to ArDarius Stewart in the second quarter.

HURTS NAMED SEC FRESHMAN OF THE WEEK FOR PERFORMANCE AT TENNESSEE:

Freshman quarterback Jalen Hurts was selected as the Southeastern Conference Freshman of the Week for his performances at then-No. 9 Tennessee on Oct. 15. Hurts excelled once again, accounting for 132 yards rushing and 143 yards through the air in Knoxville to earn freshman of the week honors. He rushed 12 times for 132 yards to average 11.0 yards per carry while totaling a career-high three rushing touchdowns. Hurts also added a 16-of-26 performance for 143 yards through the air to help the Tide finish off the Vols, 49-10.

WILLIAMS EARNS SEC OFFENSIVE LINEMAN OF THE WEEK HONORS FOLLOWING TENNESSEE GAME:

Freshman offensive tackle Jonah Williams picked up SEC Offensive Lineman of the Week honors following the Tide's 49-10 win over then-No. 9 Tennessee. Williams shined once again at right tackle, helping clear a path for the Tide's 594 yards of total offense. The freshman posted a grade of 90 percent and did not allow a quarterback hurry or a sack while committing no penalties. He provided the time for Alabama to rush for a Saban-era high 438 yards on the ground with five rushing touchdowns. Williams' blocking helped quarterback Jalen Hurts (132) and running back Bo Scarbrough (109), eclipse the 100-yard rushing barrier. The Tide averaged 7.8 yards per play and 8.9 yards per rush.

HURTS SEC FRESHMAN OF THE WEEK VS. ARKANSAS:

Alabama quarterback Jalen Hurts was named the SEC Freshman of the Week for his performance at Arkansas. Hurts completed 13-of-17 passes for 253 yards and two touchdowns while rushing for 20 yards and two scores on eight carries. The rushing, passing and touchdowns responsible for (4) equal his career high, which has been done on multiple occasions.

JACOBS SEC FRESHMAN OF THE WEEK VS. KENTUCKY:

Alabama freshman running back Josh Jacobs was named SEC Freshman of the Week following his effort vs. Kentucky. Jacobs made his first career start against the Wildcats and posted career highs in carries (16) and rushing yards (100) to help lead the Tide to a 34-6 Homecoming victory. He is UA's second-leading rusher this season with 307 yards on 37 carries (51.2 ypg) with three TDs.

HURTS NAMED SEC OFFENSIVE PLAYER OF THE WEEK FOR PERFORMANCE AT OLE MISS:

Alabama quarterback Jalen Hurts was named the SEC Offensive Player of the Week for his performance against Ole Miss on Sept. 17. Starting in his first SEC road game, the freshman signal-caller became the first Tide quarterback to rush for more than 100 yards since Tyler Watts in 2001 in the win over the Rebels. Hurts accounted for 146 yards on the ground and threw for 158 more to accumulate 304 yards of total offense on the day. Hurts' rushing total ranks fifth in Alabama history for rushing yards by a quarterback.

WILLIAMS EARNS SEC FRESHMAN OF THE WEEK NOD FOR USC DEBUT: Alabama freshman offensive lineman Jonah Williams was named SEC Freshman of the Week following his performance against USC on Sept. 3. Williams made his collegiate debut as Alabama's starting right tackle and was a vital component on a unit that rolled up 465 yards in total offense and averaged 5.4 yards per attempt on the ground. The Tide offensive line played a big part in career nights from running back Damien Harris and receiver ArDarius Stewart as Alabama topped the 50-point mark in a season opener for the first time since 2007.

RIDLEY LED ALL SEC FRESHMAN RECEIVERS: In 2015, Calvin Ridley broke the school and SEC single-season freshman record for receptions with 89. He finished with the second-highest catch total by a true freshman receiver in FBS history behind Antonio Brown's mark of 102 at Central Michigan in 2007. Ridley also set the Alabama single-season freshman receiving record for yards with 1,045, eclipsing the previous mark of 1,000 held by Amari Cooper (2012).

Catches by True Freshman WR in a Single Season*

Team	Receptions
1. Antonio Brown, Central Michigan (2002)	102
2. CALVIN RIDLEY, ALABAMA (2015)	89
3. Sammy Watkins, Clemson (2011)	82

* Taurean Henderson (2002) had 98 catches for Texas Tech but was a RB

SPECIAL TEAMS NOTES

SCOTT AMONG CANDIDATES FOR THE RAY GUY AWARD: Junior punter JK Scott is one of 66 candidates for the Ray Guy Award, which is presented annually to college football's top punter. Scott was selected for the award for a third consecutive year thanks to his SEC-leading 48.1 yards per punt average on his 33 punts. He is third nationally in punting average and is in a tie for 13th nationally with 18 punts of 50-plus yards. Fifty-four percent of his punts have gone beyond 50 yards to rank him second in the nation for percentage of punts that travel over 50 yards, while he is also second nationally in 60-plus yard punts with five. In total, Scott has maintained a 41.8 net average on his boots while limiting the opposition to only 109 return yards through nine games.

GRIFFITH NOW FIFTH ON ALL-TIME SCORING LIST: With a field goal and an extra point at LSU on Nov. 5, senior placekicker Adam Griffith now has 77 points in 2016 (11 field goals and 44 PAT) to give him 305 career points (47 FG, 164 PAT). The performance against the Tigers moved Griffith past Jeremy Shelley (304 points, 2009-12) into fifth place on the Tide's career scoring list, seven points shy of fourth place Van Tiffin (312 points on 59 field goals and 135 PATs from 1983-86). Griffith also ranks fifth on Alabama's all-time kick-scoring list just behind Tiffin. Leigh Tiffin (2006-09) is Alabama's all-time scoring and kick scoring leader with 385 points (83 field goals, 136 PATs).

GRIFFITH AMONG CAREER PAT & FIELD GOAL LEADERS: With his PAT at LSU on Nov. 5, placekicker Adam Griffith has now converted 164 of 165 attempts and remains No. 2 on the Alabama career PAT list behind Jeremy Shelley (2009-12), who converted a school-record 172 PATs on 175 attempts. Griffith's game-clinching field goal against the Tigers gives him 47 for his career (on 71 attempts) and remains in fifth place on Alabama's career list. Van Tiffin (1983-86) is fourth at 59.

SCOTT AMONG THE NATION'S BEST PUNTERS: Through nine games, punter JK Scott is averaging 48.1 yards per punt on 33 attempts which has third nationally and first in the SEC. Scott has forced nine fair catches and dropped 12 punts inside the 20. He leads the nation with 18 of his 33 punts traveling more than 50 yards (54.5 percent), including five of 60 yards or more, which is second nationally. His season-long boot of 66 yards was at LSU, with two traveling 63 yards at Ole Miss and Arkansas. He also had a 60-yarder vs. Texas A&M. He has placed 64 punts inside the 20 and booted 57 punts of 50 yards or more in 35 career games.

CONSECUTIVE GAMES WITH PUNT RETURN TDs: Xavian Marks' 75-yard third quarter punt return for a touchdown against Kent State on Sept. 24 and Eddie Jackson's 85-yard punt return for a score against Ole Miss on Sept. 17 gave the Tide punt returns in consecutive games for only the second time since 1944. The only other occurrence was Nov. 14 and 21, 2015, when Cyrus Jones returned punts 69 yards and 43 yards for scores at Mississippi State and at home against Charleston Southern, respectively. Based on records available at this time (dating back to 1944), these are believed to be the only two occurrences in Alabama football history.

JACKSON FINDING THE END ZONE: Eddie Jackson's 85-yard punt return for a touchdown at Ole Miss on Sept. 17 and 75-yard return vs. Tennessee on Oct. 15 are the first for Alabama since Cyrus Jones went 57 yards for a score against Michigan State in the 2015 CFP Semifinal at the Goodyear Cotton Bowl. Jackson's return at Ole Miss ties for the eighth-longest in school history. The two punt returns for touchdowns this season ties him for fourth on the single-season list in that category.

JACKSON LEADS THE NATION IN PUNT RETURNS: Despite being lost for the season with a broken leg suffered vs. Texas A&M on Oct. 22, senior Eddie Jackson still leads the FBS in yards per return with an average of 23.0 yards per return (11 returns for 253 yards). The last 18 times the dual-threat returner/defensive back touched the ball in his career, he accounted for five touchdowns (27 percent) on seven interceptions (three pick-sixes) and 11 punt returns, two of which he has returned for touchdowns. In his career, he touched the ball 22 times, accounting for 607 yards, averaging 27.5 yards per touch with five scores. In addition to his punt return numbers, Jackson had nine career interception returns for 303 return yards and four fumble returns for 51 yards.

SCOTT EARNS SEC SPECIAL TEAMS PLAYER OF THE WEEK HONORS AT ARKANSAS: Junior punter JK Scott was named the SEC Special Teams Player of the Week for his performance at Arkansas on Oct. 8. Scott averaged 51.5 yards per punt on four attempts with two touchbacks and two kicks inside the 20-yard line. He also equaled his season-long punt with a 63-yard boot on his first punt of the game. Scott also had a 63-yard effort at Ole Miss on Sept. 17.

JACKSON NAMED SEC SPECIAL TEAMS PLAYER OF THE WEEK FOR OLE MISS PERFORMANCE: Senior Eddie Jackson was named the SEC Special Teams Player of the Week for his performance at Ole Miss on Sept. 17. The senior defensive back took the field as the Tide's punt returner against Ole Miss and returned two Rebel punts for a total of 95 yards. Jackson's 85 yard effort for a touchdown late in the second quarter sparked an Alabama's rally that led to the Tide's 48-43 win. The performance in Oxford marked the first time in Jackson's career that he has returned punts for Alabama.

SERIES NOTES

THE ALABAMA-MISSISSIPPI STATE SERIES: Alabama holds a 78-18-3 lead over Mississippi State in a series that dates back to the 1896 season. The Mississippi State series is tied for the second-longest continuously played series in the Alabama record book, dating back to the 1948 season. The two border rivals will be meeting for the 102nd time this weekend in Tuscaloosa. Alabama has played more games (101) and has more wins (78) against Mississippi State than any other opponent on record. The Tide and Bulldogs first met in 1896 with the Crimson Tide posting a 20-0 win in Tuscaloosa. Mississippi State posted its first win with an 11-0 victory in Columbus, Miss., during the 1903 season. The Crimson Tide's 21-10 win in 1975 was the school's 750th all-time football game. From 1958-79, Alabama posted a 22-game winning streak in the series. The 22-game winning streak is the longest in series history. State ended that streak by upsetting No. 1 ranked Alabama, 6-3, on Nov. 1, 1980, at Mississippi Memorial Stadium in Jackson. That 6-3 win also snapped Alabama's school and SEC-record 28-game winning streak. The Tide won the next 15 games in the series from 1981-95 before MSU ended the streak with a 17-16 win on Nov. 16, 1996, at Scott Field. The one-point win was State's first on-campus win over the Tide and first in the state of Mississippi since 1980. Mississippi State followed up that victory with wins in 1997 and 1998, giving the Bulldogs three straight wins over Alabama. The three-game winning streak from 1996-98 equaled the longest in series history by the Bulldogs. State also won three straight games from 1912-14. Alabama ended a two-game series losing streak with a 32-7 win on Nov. 15, 2008, at Bryant-Denny Stadium and have won eight straight in the series by an average of 28.8-8.3 ppg (231-67). Most recently, the Crimson Tide defeated the Bulldogs, 31-6, in Starkville last season.

Mississippi State (UA leads 78-18-3; 80-18-3 actual)

Date	Result	Site	Score	Total
Nov. 14, 1896	W	H	20-0	20-0
Nov. 16, 1901	W	H	45-0	65-0
Nov. 8, 1902	W	H	27-0	92-0
Oct. 16, 1903	L	A*	0-11	92-11
Oct. 15, 1904	W	A*	6-0	98-11
Oct. 14, 1905	W	H	34-0	132-11
Nov. 3, 1906	W	A	16-4	148-15
Oct. 21, 1911	T	A*	6-6	154-21
Oct. 18, 1912	L	A**	0-7	154-28
Nov. 1, 1913	L	H***	0-7	154-35
Nov. 26, 1914	L	H***	0-9	154-44
Nov. 27, 1919	W	H***	14-6	168-50
Nov. 25, 1920	W	H***	24-7	170-57
Nov. 24, 1921	T	H***	7-7	177-64
Nov. 30, 1922	W	H***	59-0	236-64
Oct. 31, 1925	W	H	6-0	242-64
Oct. 9, 1926	W	A****	26-7	268-71
Oct. 29, 1927	W	H	13-7	281-78
Oct. 13, 1928	W	A	46-0	327-78
Oct. 10, 1931	W	A****	53-0	380-78
Oct. 1, 1932	W	H*****	53-0	433-78
Oct. 14, 1933	W	H	18-0	451-78
Oct. 13, 1934	W	H	41-0	492-78
Oct. 12, 1935	L	H	7-20	499-98
Oct. 10, 1936	W	H	7-0	506-98
Oct. 28, 1939	W	H	7-0	513-98
Nov. 30, 1940	L	H	0-13	513-111
Oct. 4, 1941	L	H	0-14	513-125
Oct. 3, 1942	W	H	21-6	534-131
Nov. 18, 1944	W	H	19-0	553-131

Dec. 1, 1945	W	H	55-13	608-144
Nov. 30, 1946	W	H	24-7	632-151
Oct. 23, 1948	W	A	10-7	642-158
Oct. 22, 1949	W	H	35-6	677-164
Oct. 28, 1950	W	H	14-7	691-171
Oct. 27, 1951	W	A	7-0	698-171
Oct. 25, 1952	W	H	42-19	740-190
Oct. 24, 1953	T	H	7-7	747-197
Oct. 23, 1954	L	H	7-12	754-209
Oct. 22, 1955	L	H	7-26	761-235
Oct. 27, 1956	W	H	13-12	774-247
Oct. 26, 1957	L	H	13-25	787-272
Oct. 25, 1958	W	A	9-7	796-279
Oct. 31, 1959	W	H	10-0	806-279
Oct. 29, 1960	W	A	7-0	813-279
Nov. 4, 1961	W	H	24-0	837-279
Nov. 3, 1962	W	A	20-0	857-279
Nov. 2, 1963	W	H	20-19	877-298
Oct. 31, 1964	W	A*****	23-6	900-304
Oct. 30, 1965	W	A*****	10-7	910-311
Oct. 29, 1966	W	H	27-14	937-325
Nov. 4, 1967	W	H	13-0	950-325
Nov. 2, 1968	W	H	20-13	970-338
Nov. 1, 1969	W	A*****	23-19	993-357
Oct. 31, 1970	W	H	35-6	1,028-363
Oct. 30, 1971	W	A*****	41-10	1,069-373
Nov. 4, 1972	W	H	58-14	1,127-387
Nov. 3, 1973	W	A*****	35-0	1,162-387
Nov. 2, 1974	W	H	35-0	1,197-387
Nov. 1, 1975	W	A*****	21-10	1,218-397
Oct. 30, 1976	W	H	34-17	1,252-414
Oct. 29, 1977	W	A*****	37-7	1,289-421
Nov. 4, 1978	W	H***	35-14	1,324-435
Nov. 3, 1979	W	H	24-7	1,348-442
Nov. 1, 1980	L	A*****	3-6	1,351-448
Oct. 31, 1981	W	H	13-10	1,364-458
Oct. 30, 1982	W	A*****	20-12	1,384-470
Oct. 29, 1983	W	H	35-18	1,419-488
Nov. 3, 1984	W	A*****	24-20	1,443-508
Nov. 2, 1985	W	H	44-28	1,487-536
Nov. 1, 1986	W	A	38-3	1,525-539
Oct. 31, 1987	W	H***	21-18	1,546-557
Oct. 29, 1988	W	A	53-34	1,599-591
Nov. 4, 1989	W	H***	23-10	1,622-601
Nov. 3, 1990	W	A	22-0	1,644-601
Nov. 2, 1991	W	H	13-7	1,657-608
Nov. 14, 1992	W	A	30-21	1,687-629
Nov. 13, 1993%	W	H	36-25	1,723-654
Nov. 12, 1994	W	A	29-25	1,752-679
Nov. 11, 1995	W	H	14-9	1,766-688
Nov. 16, 1996	L	A	16-17	1,782-705
Nov. 15, 1997	L	H	20-32	1,802-737
Nov. 14, 1998	L	A	14-26	1,816-763
Nov. 13, 1999	W	H	19-7	1,835-770
Nov. 11, 2000	L	A	7-29	1,842-799
Nov. 10, 2001	W	H	24-17	1,866-816
Nov. 9, 2002	W	H	28-14	1,894-830
Nov. 8, 2003	W	A	38-0	1,932-830
Nov. 6, 2004	W	H	30-14	1,962-844
Nov. 5, 2005&	W	A	17-0	1,979-844
Nov. 4, 2006	L	H	16-24	1,995-868
Nov. 10, 2007	L	A	12-17	2,007-885
Nov. 15, 2008	W	H	32-7	2,039-892
Nov. 14, 2009	W	A	31-3	2,070-895
Nov. 13, 2010	W	H	30-10	2,100-905
Nov. 12, 2011	W	A	24-7	2,124-912

Oct. 27, 2012	W	H	38-7	2,162-919
Nov. 16, 2013	W	A	20-7	2,182-926
Nov. 15, 2014	W	H	25-20	2,207-946
Nov. 14, 2015	W	A	31-6	2,238-952

*---Columbus, Miss.

**---Aberdeen, Miss.

***---Birmingham, Ala.

****---Meridian, Miss.

*****---Montgomery, Ala.

*****---Jackson, Miss.

%---Later forfeited by NCAA ruling

&---Result vacated by NCAA ruling

SABAN VS. MISSISSIPPI STATE: Crimson Tide head coach Nick Saban is 13-1 in his career against Mississippi State, with his only loss coming in his first visit to Starkville as the Tide's head coach in 2007. Saban is 8-1 against the Bulldogs in his first eight years at Alabama, winning 31-6 last season in Starkville. Prior to that victory, Saban posted a 25-20 win over the No. 1-ranked Bulldogs in Tuscaloosa in 2014. Saban earned a 20-7 win in Starkville in 2013 and a 38-7 win in Tuscaloosa during the 2012 season. The Tide posted a 24-7 verdict in Starkville in 2011 with a 30-10 victory during the 2010 season in Tuscaloosa. Alabama posted a 31-3 victory in Starkville in 2009 after winning 32-7 on Nov. 15, 2008, in Tuscaloosa. The Tide fell 17-12 in Starkville in 2007. Saban was 5-0 against Mississippi State while serving as head coach at LSU from 2000-04. The Tigers outscored the Bulldogs, 214-57, in those five games. Alabama has outscored MSU, 211-60, in the last seven games and 223-87 during Saban's tenure.

Saban vs. Mississippi State (Saban leads 13-1)

Date	Result	Site	Score
Oct. 21, 2000	W (OT)	H	45-38
Oct. 20, 2001	W	A	42-0
Sept. 28, 2002	W	H	31-13
Sept. 27, 2003	W	A	41-6
Sept. 25, 2004	W	H	51-0
Nov. 10, 2007	L	A	12-17
Nov. 15, 2008	W	H	32-7
Nov. 14, 2009	W	A	31-3
Nov. 13, 2010	W	H	30-10
Nov. 12, 2011	W	A	24-7
Oct. 27, 2012	W	H	38-7
Nov. 16, 2013	W	A	20-7
Nov. 15, 2014	W	H	25-20
Nov. 14, 2015	W	A	31-6

STATE IS TIDE'S MOST REGULARLY PLAYED FOE: Alabama has played more games against Mississippi State than any other opponent. The two border rivals will be meeting for the 102nd time on the gridiron this Saturday. Mississippi State (101), Tennessee (99), Vanderbilt (82) and Auburn (80) are the only four opponents the Crimson Tide has played at least 80 times. In addition, the Mississippi State game is the fifth-oldest series in the UA record books as the two teams first met in 1896. The Mississippi State and Auburn series' are tied for the second-longest running series in the UA record books (68 games), both starting in 1948. Alabama will face Auburn at Jordan-Hare Stadium on Nov. 26. The Tennessee game is the longest current running series in the UA record books. Tennessee and Alabama met for the 88th consecutive year (neither team fielded a squad in 1943) earlier this year in Knoxville.

MOST GAMES VS. ALL OPPONENTS

Opponent	Games	First Meeting
Mississippi State	101	1896
Tennessee	99	1901

Vanderbilt	82	1903
LSU	81	1895
Auburn	80	1892

ALABAMA'S OLDEST FOOTBALL SERIES

Opponent	First Meeting
Auburn	1893
Ole Miss	1894
Georgia	1895
LSU	1895
Mississippi State	1896

LONGEST CONSECUTIVE GAME STREAKS

Opponent	Streak	Series Began
Tennessee	88	1928
Mississippi State	68	1948
Auburn	68	1948

ALABAMA SINGLE-GAME RECORDS VS. MISSISSIPPI STATE

Category	Record	Holder (Year)
Passing Yards:	325	by Jay Barker (1994)
Completions:	26	by Jay Barker (1994)
Rushing Yards:	284	by Bobby Humphrey (1986)
Rushing Attempts:	38	by Dennis Riddle (1995)
Rushing TD:	4	by David Casteal (1988)
Most Receiving Yards:	171	by David Palmer (1993)

GENERAL NOTES

SABAN'S HOME RECORD: Alabama head coach Nick Saban is 119-19 (.862) in home games during his college head coaching career. He owns the advantage at every stop he has made during his collegiate coaching career, including a 60-7 (.896) mark while at Alabama. Saban has won 31 of his last 33 contests at Bryant-Denny Stadium and has lost back-to-back matchups only once, with consecutive losses coming at the end of the 2007 season (LSU and ULM).

SABAN'S SEC HOME RECORD: Alabama head coach Nick Saban owns a 48-10 (.828) all-time record when playing in a Southeastern Conference game at home, going 16-4 (.800) during his time at LSU and owning a 32-6 (.842) record at Alabama. While with the Crimson Tide, Saban has posted four perfect home SEC slates and has not lost more than one home conference game in any season other than 2007 (two losses). All six of his losses at home have been by seven points or less with half of those by three or fewer. Under Saban, Alabama has outscored its SEC home opponents 1,230-553 (32.4-14.6 points per game) and has limited the opposition to 14 points or less on 23 occasions, including six shutout victories.

SABAN VS. SEC OPPONENTS: Crimson Tide head coach Nick Saban owns a 101-26 (.795) career record in 127 games against SEC opponents. While at Alabama, he has compiled a 71-13 (.845) record versus conference foes, and is outscoring opponents by a staggering 3,319-1,297, or 39.5-15.4 points per game. Of his 13 losses against SEC opponents while at Alabama, all but two (Florida, 2008 and South Carolina, 2010) have been by seven points or less. Saban's first matchup with an SEC team came in the 1995 Independence Bowl against LSU, where his Michigan State Spartans fell, 45-26, to the Tigers. He would later go on to coach LSU to 30-12 overall record against conference opponents.

SABAN VS. AP TOP 25: Alabama's 10-0 win at No. 15 LSU on Nov. 5 gives head coach Nick Saban 69 career wins vs. Associated Press Top 25 teams, good for third all-time. Former Penn State head coach Joe Paterno leads the list with 86, four victories ahead of Florida State's Bobby Bowden (82). Paul "Bear" Bryant is fourth at 66. Recently retired Duke, Florida and South Carolina coach Steve Spurrier is fifth at 64. Saban's winning percentage against AP ranked teams (.69-37, .651) tops Bryant (.592), Bowden (.557), Spurrier (.529) and Paterno (.512).

SABAN TOPS CENTURY MARK IN SEC WINS: With his 100th conference win at LSU on Nov. 5, Alabama head coach Nick Saban is quickly moving up the charts for victories in SEC regular season contests (includes SEC championship games) against conference opponents. His 100 wins ranks fifth all-time in SEC history. Three of the four coaches ahead of Saban on the list are already in the College Football Hall of Fame (Paul "Bear" Bryant, Johnny Vaught, Vince Dooley). Saban ranks first in league history in SEC regular season winning percentage at .794 (100-26). He is second in league history in winning percentage in all games at .822 (157-34). Saban is eighth on the SEC career wins list at 157. Tennessee's Robert Neyland is seventh at 173.

SEC Regular Season Conference Victories*

Coach	School(s)	Wins
1. Paul "Bear" Bryant	Kentucky 1946-53/Alabama 1958-82	159
2. Steve Spurrier	Florida 1990-2001/South Caro. 2005-15	131
3. Johnny Vaught	Ole Miss 1947-70, 1973	106
4. Vince Dooley	Georgia 1964-88	105
5. Nick Saban	Alabama 2007-Present/LSU 2000-04	100

*- includes SEC Championship Games

SEC Regular Season Conference Winning Percentage*

Coach	School(s)	Pct.
1. Nick Saban	Alabama 2007-Present/LSU 2000-04	.794
2. Robert Neyland	Tennessee 1926-34, 1936-40, 46-52	.787
3. Frank Thomas	Alabama 1931-46	.765
4. "Bear" Bryant	Kentucky 1946-53/Alabama 1958-82	.764
5. Urban Meyer	Florida 2005-10	.750

*- includes SEC Championship Games

Regular Season Victories- All Games

Coach	School(s)	Wins
1. Paul "Bear" Bryant	Kentucky 1946-53/Alabama 1958-82	292
2. Steve Spurrier	Florida 1990-2001/South Caro. 2005-15	206
3. Vince Dooley	Georgia 1964-88	105
4. Dan McGugin	Vanderbilt 1904-17, 1919-34	197
5. Johnny Vaught	Ole Miss 1947-70, 1973	190
6. Ralph "Shug" Jordan	Auburn 1951-74	176
7. Robert Neyland	Tennessee 1926-34, 1936-40, 1946-52	173
8. Nick Saban	Alabama 2007-Present/LSU 2000-04	157

Regular Season Winning Percentage- All Games

Coach	School(s)	Pct.
1. Robert Neyland	Tennessee 1926-34, 1936-40, 1946-52	.829
2. Nick Saban	Alabama 2007-Present/LSU 2000-04	.822
3. Urban Meyer	Florida 2005-10	.812
4. Wallace Wade	Alabama 1923-30	.8117
5. Frank Thomas	Alabama 1931-46	.8116
6. Paul "Bear" Bryant	Kentucky 1946-53/Alabama 1958-82	.797

101-6 UNDER SABAN WHEN LEADING AT THE HALF: Under head coach Nick Saban, the Crimson Tide is 101-6 (.943) when leading at the half. Alabama led Texas A&M, 13-7, at the half on Oct. 22, and has held the lead in 18 of its last 23 games dating back to the start of the 2015 season, including seven of eight games this season. Alabama had converted 36 straight halftime leads into wins before falling at Auburn on Nov. 30, 2013. The Crimson Tide converted 28 consecutive halftime leads into victories before seeing that streak snapped in 2010 against LSU. In 2007, Alabama held a 20-17 halftime lead before losing to LSU, 41-34, in 2007 at Bryant-Denny Stadium. In 2010, the Tide led 10-3 at the half before the Tigers rallied for a 24-20 win in Death Valley. Alabama lost 28-27 to Auburn to close out the 2010 season, after leading 24-7 at the half. The Crimson Tide is 5-8 under Saban when trailing at halftime after coming away with a victory against Ole Miss on Sept. 17 after entering the locker room down 24-17 at the break. The five wins in the Saban era when trailing at the half: 34-24 over No. 7 Virginia Tech in 2009 (in Atlanta); a 24-15 over No. 9 LSU in 2009; 24-20 at Arkansas in 2010; 27-14 vs. Arkansas in 2015 and 48-43 at Ole Miss on Sept. 17. His Tide teams are 5-3 when tied at halftime, and Alabama's five wins under Saban when tied at halftime: at LSU in 2008, (27-21), at Auburn in 2009 (26-21), against Tennessee in 2011 (37-6), against Tennessee in 2015 (19-14) and against LSU in 2016 (0-0).

SABAN'S ROAD RECORD: With Alabama's 10-0 win at LSU on Nov. 5, head coach Nick Saban clinched his sixth perfect road season with the Tide (2008, 2009, 2011, 2012, 2015, 2016). Saban owns a 64-29-1 (.686) mark in road games across his four career stops, including a 36-6 (.857) mark while at Alabama. Saban has lost more than one game on the road in only two seasons (2007, 2010). Alabama has won 23 of its last 25 road games dating back to the start of the 2011 season and is riding a nine-game road winning streak.

200 WINS: Alabama head coach Nick Saban recorded his 200th on-the-field collegiate victory against his alma mater Kent State on Sept. 24. It was his 109th on-the-field win during his 10 seasons in Tuscaloosa. He recorded his first nine collegiate wins at Toledo in 1990, then won 34 games in five seasons at Michigan State and 48 contests in five years at LSU. With the win over Texas A&M on Oct. 22, his 113 wins at Alabama are just two shy of Frank Thomas for the second most in school history. Saban boasts a 114-18 (.864) record at Alabama and a 205-60-1 (.773) record as a collegiate football coach (200-60-1 with vacated victories). Saban's first five victories at Alabama were vacated due to NCAA sanctions.

SABAN AMONG 20-YEAR LEADERS: Alabama's 45-40 win over Clemson in the 2016 College Football Playoff Championship Game was head coach Nick Saban's 191st victory in his first 20 years as a college head coach. That total is the second-most in FBS history for a coach in the first 20 seasons of his career. Former Nebraska head coach Tom Osborne won 195 games in the opening two decades of his tenure in Lincoln. Long-time Penn State head coach Joe Paterno ranks third with 187. Saban's five national championships in his first 20 seasons tops both Osborne (none) and Paterno (1).

AGAINST NO. 1: Alabama's eight wins over the nation's No. 1 team is the most of any program in college football history. The Crimson Tide has squared off against the top-ranked team in the AP poll 12 times in its history, going 8-4. And once again, the record gets even better under the direction of head coach Nick Saban, under whom the Tide is 5-1 against the No. 1. This includes national championship game victories over LSU, Notre Dame and Clemson, an SEC Championship Game victory against Florida and a regular-season win over Mississippi State in 2014. UA's lone loss was a 9-6 overtime defeat to LSU in the 2011 regular season, a loss avenged later that season in the BCS Championship Game, 21-0.

LARGEST DEFICIT OVERCOME: Alabama erased a 21-point second-quarter deficit at Ole Miss on Sept. 17, tying the largest deficit overcome in the program's history (not just in a victory, but in any game). Trailing, 24-3, with less than three minutes remaining in the second quarter, the Tide launched a comeback that equaled a 21-point comeback against a previous Rebels squad in a memorable 62-27 Alabama win in 1989. The Tide used a punt return touchdown by Eddie Jackson, and fumble return touchdowns by Da'Ron Payne and Jonathan Allen to punctuate the victory.

ALABAMA OPENS SEASON WITH A BANG: Alabama's 46-point margin of victory over No. 20 USC was its largest against a top 20 team since it beat No. 14 Syracuse by 55 points (61-6) in the 1953 Orange Bowl. It is also the third largest margin of victory against any ranked team in program history with the largest coming in the 59-0 win over No. 21 Texas A&M in 2014.

RETURNING SUCCESS: The Crimson Tide returned 14 starters and 46 letterwinners from its 2015 squad that finished 14-1 as the SEC and national champions. The 2016 team returned five starters on a veteran defense including seniors Jonathan Allen, Eddie Jackson and Reuben Foster. The offense welcomed back key pass catchers in tight end O.J. Howard and receivers Calvin Ridley and ArDarius Stewart.

ALABAMA'S TV RECORD: Alabama has compiled a 248-131-4 (.653) all-time record in 383 televised games (not including pay-per-view, tape-delayed or closed circuit telecasts). The Crimson Tide was 14-1 in televised games in 2015.

102 NATIONAL TV APPEARANCES IN 119 GAMES: With the Tide's 10-0 win over LSU on Nov. 5, Alabama has played in 102 nationally televised games since the start of the 2008 season, including every contest since the start of the 2014 season. The Crimson Tide was featured on CBS seven times in 2015, including at Georgia, Texas A&M, Mississippi State and Auburn; home against Tennessee and LSU and against Florida in the SEC Championship Game. The ABC family of networks hosted the other eight contests during the 2015 season, including the season opener against Wisconsin and Clemson (ABC), against Middle Tennessee, Louisiana-Monroe and Charleston Southern (SEC Network) and on ESPN for the Ole Miss, Arkansas and Michigan State games. In 2014, Alabama was televised in eight games on the ABC family of networks including contests with West Virginia (ABC), FAU (SEC Network), Southern Miss (ESPN2), at Arkansas (ESPN), at Tennessee (ESPN2), Western Carolina (SEC Network), the most-viewed college football game ever on ESPN, the Iron Bowl against Auburn and the Sugar Bowl against Ohio State (ESPN). The Tide also played in six contests that were televised on CBS, including versus Florida, at Ole Miss, against Texas A&M, in the Bayou against LSU, versus top-ranked Mississippi State, and finally in the SEC Championship against the Missouri Tigers. Eleven of the Crimson Tide's 13 games in 2013 were televised

nationally with the Virginia Tech, Arkansas, Mississippi State and Oklahoma games on ESPN, the Texas A&M, Tennessee, LSU and Auburn games on CBS, the Colorado State and Kentucky games on ESPN2. Alabama played 12 nationally televised games in 2012, with one game on ABC, six on CBS and five on ESPN. In 2011, Alabama played on CBS four times, while having one on ABC, two on ESPN and ESPN2, and one game on ESPNU. In 2010, Alabama had five games on CBS, three on ESPN, two on ESPN2, one on ABC and one on ESPNU. In 2009, the Tide played two games on ABC (including the BCS title game), and six on CBS, while ESPN televised two more Crimson Tide games. In 2008, Alabama had 10 of its 14 games televised nationally, including five on CBS, three on ESPN, one on ABC and one on FOX.

10-WIN SEASONS: With last season's 56-6 victory over Charleston Southern, Alabama reached the 10-win milestone for the eighth consecutive season. The eight straight years with 10 wins extends the school record. The previous total for most consecutive 10-win seasons was five, set by coach Paul "Bear" Bryant's teams from 1971-75. In 120 seasons, the Tide has won 10 or more games 35 times, one behind Oklahoma (36) for the most 10-win seasons in college football history. Alabama has produced ten 10-win seasons since 2002 (2002, 2005, 2008-2015). Bryant had a school-record 13 10-win seasons at Alabama, while Saban is second with eight.

ALABAMA-USC DRAWS HUGE RATINGS: The season opening matchup on ABC's Saturday Night Football between the Alabama Crimson Tide and USC Trojans was college football's highest-rated game of the day, achieving a 4.9 overnight rating nationally, which was up 14 percent from the same window last season when Alabama's season opener with Wisconsin averaged a 4.3 overnight rating and was also the highest-rated game of the day.

NEW HIRES: Nick Saban made three new additions to his 2016 staff during the offseason, hiring Derrick Ansley to coach the secondary, Karl Dunbar to lead the defensive line and bringing in Brent Key to coach the offensive guards and centers. Ansley rejoins the Crimson Tide staff after four seasons at Tennessee (2012) and Kentucky (2013-15). He previously served as a graduate assistant under Saban in 2010 and 2011. Dunbar is returning to college football after a decade in the National Football League with the Bills, Jets and Vikings from 2006-2015. Dunbar also worked as a defensive line coach with the Bears in 2004. He previously coached at the college level with LSU, Oklahoma and Nicholls (La.) State. Key joined the Alabama staff after 11 seasons at UCF, most recently serving as the Knights' offensive coordinator and running backs coach.

SABAN AND FIRST ROUND NFL DRAFT PICKS: Since the advent of the NFL Draft, Alabama head coach Nick Saban ranks third all-time among college coaches who have tutored first round draft picks. Saban has coached a total of 23 players who were chosen in the opening round of the draft, including 18 from Alabama.

CRIMSON TIDE PLAYERS ON NFL ROSTERS: The Alabama football program is well-represented in the NFL heading into the 2016-17 season with numerous former players dotting league rosters. The Tide has 43 former players (active or injured reserve) working on an active NFL roster this season, the second-most nationally behind only LSU (45). In the last eight NFL Drafts, Alabama has had 55 players selected, including 18 players in first round, 17 in the second and third rounds, five in the fourth, seven in the fifth, one in the sixth and seven in the seventh round.

Alabama Players in the NFL

Barron, Mark	Los Angeles Rams	Linebacker
Carpenter, James	New York Jets	Offensive Guard
Clinton-Dix, Ha Ha	Green Bay Packers	Free Safety
Collins, Landon	New York Giants	Free Safety
Cooper, Amari	Oakland Raiders	Wide Receiver
Dareus, Marcell	Buffalo Bills	Defensive Tackle
Dial, Quinton	San Francisco 49ers	Defensive End
Drake, Kenyan	Miami Dolphins	Running Back
Fluker, D.J.	San Diego Chargers	Offensive Tackle
Fowler, Jalston	Tennessee Titans	Fullback
Harper, Roman	New Orleans Saints	Safety
Henry, Derrick	Tennessee Titans	Running Back
Hightower, Dont'a	New England Patriots	Linebacker
Ingram, Mark	New Orleans Saints	Running Back
Jackson, Kareem	Houston Texans	Cornerback
Johnson, Rashad	Tennessee Titans	Free Safety
Jones, Cyrus	New England Patriots	Cornerback
Jones, Julio	Atlanta Falcons	Wide Receiver
Kelly, Ryan	Indianapolis Colts	Center
Kirkpatrick, Dre	Cincinnati Bengals	Cornerback
Kouandjio, Arie	Washington Redskins	Offensive Guard
Kouandjio, Cyrus	Buffalo Bills	Offensive Tackle
Lacy, Eddie	Green Bay Packers	Running Back
Mathis, Evan	Arizona Cardinals	Offensive Guard
McCarron, AJ	Cincinnati Bengals	Quarterback
*McClain, Rolando	Dallas Cowboys	Linebacker
Mosley, C.J.	Baltimore Ravens	Linebacker
*Norwood, Kevin	San Diego Chargers	Wide Receiver
*Pettway, DJ	New Orleans Saints	Linebacker
*Ragland, Reggie	Buffalo Bills	Linebacker
Reed, Jarran	Seattle Seahawks	Defensive Lineman
Robinson, A'Shawn	Detroit Lions	Defensive Lineman
*Shepherd, Austin	Pittsburgh Steelers	Offensive Tackle
*Square, Damion	San Diego Chargers	Defensive Lineman
Smith, Andre	Minnesota Vikings	Offensive Tackle
Steen, Anthony	Miami Dolphins	Offensive Guard
Stinson, Ed	Arizona Cardinals	Defensive End
Sunseri, Vinnie	New England Patriots	Cornerback
Tinker, Carson	Jacksonville Jaguars	Center
Upshaw, Courtney	Atlanta Falcons	Linebacker
*Warmack, Chance	Tennessee Titans	Offensive Guard
*White, DeAndrew	New England Patriots	Wide Receiver
Yeldon, T.J.	Jacksonville Jaguars	Running Back

*Denotes IR/PS

ALABAMA FOOTBALL CAREER PARTICIPATION CHART

	Career G-GS	2016 G-GS	2015 G-GS	2014 G-GS	2013 G-GS	2012 G-GS	Consecutive Games	Consecutive Starts
Jonathan Allen	48-32	9-9	15-11	14-12	12-0	—	50	11
Keaton Anderson	9-0	9-0	RS	—	—	—	9	—
Ryan Anderson	51-9	9-9	15-0	14-0	13-0	RS	49	9
Anthony Averett	16-7	9-7	6-0	1-0	—	—	9	3
Dakota Ball	34-2	9-0	12-2	12-0	1-0	—	15	—
Blake Barnett	3-1	3-1	RS	—	—	—	—	—
Cooper Bateman	38-1	9-0	15-1	14-0	RS	—	38	—
Bradley Bozeman	33-11	9-9	15-0	9-2	—	—	24	9
Tony Brown	31-3	5-1	13-0	13-2	—	—	5	1
Shyheim Carter	4-0	4-0	—	—	—	—	—	—
Josh Casher	3-0	2-0	1-0	RS	—	—	—	—
Ronnie Clark	3-0	—	3-0	RS	—	—	—	—
David Cornwell	1-0	1-0	0-0	RS	—	—	—	—
Lester Cotton	12-5	8-5	4-0	—	—	—	8	3
Raekwon Davis	4-0	4-0	—	—	—	—	—	—
Will Davis	1-0	—	1-0	SQ	—	—	—	—
Gehrig Dieter	9-7	9-7	—	—	—	—	9	2
Trevon Diggs	9-0	9-0	—	—	—	—	9	—
Johnny Dwight	1-0	—	1-0	RS	—	—	—	—
B.J. Emmons	7-0	7-0	—	—	—	—	—	—
Rashaan Evans	35-0	8-0	14-0	13-0	—	—	5	—
Raheem Falkins	19-0	4-0	RS	8-0	7-0	—	—	—
Minkah Fitzpatrick	23-19	9-9	14-10	—	—	—	13	11
Miller Forristall	9-1	9-1	—	—	—	—	9	—
Reuben Foster	44-18	9-9	15-8	11-1	9-0	—	25	10
Robert Foster	19-3	7-0	3-3	9-0	RS	—	—	—
Josh Frazier	20-0	8-0	6-0	6-0	—	—	7	—
Derrick Gore	16-0	9-0	7-0	—	—	—	9	—
Brandon Greene	48-3	9-0	15-1	11-1	13-1	RS	32	—
Adam Griffith (PK)	45-37	9-9	15-15	14-14	8-0	RS	27	27
Terrell Hall	6-0	6-0	—	—	—	—	5	—
Shaun Dion Hamilton	38-13	9-8	15-5	14-0	—	—	38	1
Da'Shawn Hand	33-0	9-0	15-0	9-0	—	—	24	—
Damien Harris	21-7	9-7	12-0	—	—	—	15	2
Truett Harris	3-0	2-0	1-0	SQ	—	—	—	—
Ronnie Harrison	24-10	9-9	15-1	—	—	—	24	9
J.C. Hassenauer	14-0	6-0	7-0	1-0	—	—	—	—
Hale Hentges	23-5	9-3	14-2	—	—	—	21	—
Keith Holcombe	24-0	9-0	15-0	RS	—	—	24	—
O.J. Howard	51-31	9-7	15-15	14-3	13-6	—	51	6
Marlon Humphrey	24-24	9-9	15-15	RS	—	—	24	24
Jalen Hurts	9-8	9-8	—	—	—	—	9	8
Eddie Jackson	41-38	8-8	15-15	11-11	7-4	—	—	—
Josh Jacobs	9-1	9-1	—	—	—	—	9	—
Anfernee Jennings	9-0	9-0	RS	—	—	—	9	—
Hootie Jones	25-1	9-1	9-0	7-0	—	—	9	—
Brandon Kennedy	7-0	7-0	RS	—	—	—	1	—
Derek Kief	16-0	6-0	10-0	RS	—	—	—	—
Jamar King	1-0	1-0	—	—	—	—	—	—
Korren Kirven	23-1	9-0	6-1	3-0	5-0	RS	9	—
Xavian Marks	4-0	3-0	1-0	—	—	—	—	—
Jared Maiden	2-0	2-0	—	—	—	—	—	—
Cole Mazza	48-48 (LS)	9-9	13-13	13-13	13-13	—	20	20
Christian Miller	21-0	9-0	12-0	RS	—	—	16	—
Jamey Mosley	3-0	3-0	SQ	—	—	—	—	—
Andy Pappanastos	2-0	2-0	—	—	—	—	—	—
Da'Ron Payne	24-12	9-9	15-3	—	—	—	24	9
Ross Pierschbacher	24-24	9-9	15-15	RS	—	—	24	24
Avery Reid	1-0	1-0	SQ	—	—	—	—	—
Calvin Ridley	24-20	9-9	15-11	—	—	—	24	10
Aaron Robinson	9-0	9-0	—	—	—	—	9	—
Cam Robinson	38-38	9-9	15-15	14-14	—	—	38	38
Bo Scarbrough	16-1	9-1	7-0	—	—	—	12	—
JK Scott (P)	38-38	9-9	15-15	14-14	—	—	38	38
T.J. Simmons	7-0	7-0	—	—	—	—	1	—
Cam Sims	33-2	8-2	13-0	12-0	—	—	7	—
Irv Smith Jr.	5-0	5-0	—	—	—	—	5	—
O.J. Smith	2-0	1-0	1-0	RS	—	—	—	—
ArDarius Stewart	33-24	7-7	15-15	11-2	RS	—	4	4
Alphonse Taylor	40-21	5-4	15-15	12-2	8-0	RS	—	—
Deionte Thompson	9-0	9-0	RS	—	—	—	9	—
Dalvin Tomlinson	39-9	9-9	15-0	14-0	1-0	RS	38	9
Levi Wallace	5-0	5-0	SQ	—	—	—	1	—
Dallas Warmack	13-0	6-0	7-0	—	—	—	4	—
Jonah Williams	9-9	9-9	—	—	—	—	9	9
Tim Williams	43-2	9-2	15-0	12-0	7-0	—	24	—
Mack Wilson	9-0	9-0	—	—	—	—	9	—
Matt Womack	6-0	6-0	RS	—	—	—	—	—

ALABAMA'S MILESTONE VICTORIES

Win	Result of Game (Date and Site)
1	Alabama 56, Birmingham HS 0 Nov. 11, 1892 - Birmingham, Ala.
100	Alabama 49, Ole Miss 0 Oct. 11, 1919 - Tuscaloosa, Ala.
150	Alabama 34, Florida 0 Nov. 14, 1925 - Montgomery, Ala.
200	Alabama 28, George Washington 6 Oct. 8, 1932 - Washington, D.C.
250	Alabama 26, Kentucky 6 Oct. 29, 1938 - Lexington, Ky.
300	Alabama 54, SW Louisiana 0 Oct. 12, 1946 - Tuscaloosa, Ala.
350	Alabama 33, Georgia 12 Oct. 31, 1953 - Athens, Ga.
400	Alabama 36, Miami (FL) 3 Nov. 10, 1962 - Tuscaloosa, Ala.
450	Alabama 17, Southern Mississippi 14 Sept. 28, 1968 - Mobile, Ala.
500	Alabama 21, LSU 7 Nov. 22, 1973 - Baton Rouge, La.
550	Alabama 35, Virginia Tech 0 Oct. 28, 1978 - Tuscaloosa, Ala.
600	Alabama 28, Southern Mississippi 16 Nov. 12, 1983 - Birmingham, Ala.
650	Alabama 32, LSU 16 Nov. 11, 1989 - Baton Rouge, La.
700	Alabama 23, Ole Miss 9 Oct. 21, 1995 - Oxford, Miss.
750	Alabama 34, Tennessee 14 Oct. 26, 2002 - Knoxville, Tenn.
800	Alabama 30, Mississippi State 10 Nov. 13, 2010 - Tuscaloosa, Ala.
850	Alabama 42, Missouri 13 Dec. 6, 2014 - Atlanta, Ga.

ALABAMA'S 10-WIN FOOTBALL SEASONS

Year	Record
1920	10-1
1925	10-0
1930	10-0
1934	10-0
1945	10-0
1952	10-2
1961	11-0
1962	10-2
1964	10-1
1966	11-0
1971	11-1
1972	10-2
1973	11-1
1974	11-1
1975	11-1
1977	11-1
1978	11-1
1979	12-0
1980	10-2
1986	10-3
1989	10-2
1991	11-1
1992	13-0
1994	12-1
1996	10-3
1999	10-3
2002	10-3
2008	12-2
2009	14-0
2010	10-3
2011	12-1
2012	13-1
2013	11-2
2014	12-2
2015	14-1

BRYANT-DENNY STADIUM ALL-TIME OPPONENTS

Opponent	Record
Arkansas	10-2
Arkansas State	1-0
AUBURN	3-5
BYU	1-0
Central Florida	0-1
Charleston Southern	1-0
CHATTANOOGA	6-0
Cincinnati	2-0
Clemson	6-0
Colorado State	1-0
Duke	1-0
Duquesne	2-0
Florida	8-4
Florida Atlantic	2-0
Florida International	2-0
Florida State	2-0
Furman	3-0
Georgia	5-2
Georgia Southern	1-0
Georgia State	2-0
Hawai'i	1-0
Houston	5-0
Howard	9-0
KENT STATE	2-0
KENTUCKY	8-0
LSU	8-8
Louisiana-Monroe	2-1
Louisiana Tech	0-1
Louisville	2-0
Mercer	2-0
Memphis State	4-0
Miami (Fla.)	6-0
Middle Tennessee	2-0
Millsaps	1-0
Ole Miss	17-2
Mississippi College	1-0
MISSISSIPPI STATE	36-8-1
North Carolina State	4-0
North Texas	4-0
Northern Illinois	0-1
Oglethorpe	1-0
Oklahoma	0-1
Penn State	2-2
Pensacola N.A.S.	1-0
Richmond	1-0
Rutgers	1-0
San Jose State	1-0
Sewanee	1-0
South Carolina	8-1
Southern Miss	20-1-1
Southwestern Louisiana	4-0
Southwestern Presbyterian	1-0
Tampa	1-0
Temple	1-0
Tennessee	6-3
TEXAS A&M	2-1
TCU	0-2
Tulane	2-0
Tulsa	3-0
UCLA	0-1
Utah State	2-0
Vanderbilt	15-1
Villanova	0-1
Virginia Tech	7-0
Washington	1-0
Western Carolina	4-0
WESTERN KENTUCKY	3-0
Wichita State	1-0

BOLD indicates 2016 home opponents

ALABAMA HEAD COACH NICK SABAN



PREVIOUS COACHING EXPERIENCE

Miami Dolphins	Head Coach (2005-06)
LSU	Head Coach (2000-04)
Michigan State	Head Coach (1995-99)
Cleveland Browns	Def. Coordinator (1991-94)
Toledo	Head Coach (1990)
Houston Oilers	Secondary (1988-89)
Michigan State	Defensive Coordinator Secondary (1983-87)

YEAR-BY-YEAR RECORD

TOLEDO (9-2, .818)

Year	Overall	Conf.	Notes
1990	9-2	7-1	MAC Champs

MICHIGAN STATE (34-24-1, .585)

Year	Overall	Conf.	Notes
1995	6-5-1	4-3-1	Independence Bowl
1996	6-6	5-3	Sun Bowl
1997	7-5	4-4	Aloha Bowl
1998	6-6	4-4	
1999	9-2	6-2	Second Place Big Ten

LSU (48-16, .750)

Year	Overall	Conf.	Notes
2000	8-4	5-3	Peach Bowl
2001	10-3	5-3	SEC Champions; Sugar Bowl
2002	8-5	5-3	SEC West Champions
2003	13-1	7-1	BCS and SEC Champions
2004	9-3	6-2	Capital One Bowl

MIAMI DOLPHINS (15-17, .469)

Year	Overall	Notes
2005	9-7	Dolphins' 5-game improvement
2006	6-10	was among NFL's best

ALABAMA (109-18, .858) [114-18, .864]

Year	Overall	Conf.	Notes
2007	%2-6 (7-6)	1-4 (4-4)	Independence Bowl
2008	12-2	8-0	Sugar Bowl
2009	14-0	8-0	BCS and SEC Champions
2010	10-3	5-3	Capital One Bowl Champs
2011	12-1	7-1	BCS National Champions
2012	13-1	7-1	BCS and SEC Champions
2013	11-2	7-1	Sugar Bowl
2014	12-2	7-1	SEC Champions; CFB Playoff
2015	14-1	7-1	CFP and SEC Champions
2016	9-0	6-0	

% Five wins later vacated by NCAA.

COLLEGE:	200-60-1 (.768) [205-60-1, .773]
TOTAL:	215-77-1 (.736) [220-77-1, .740]

- Saban has a 200-60-1 (.768) record as a college head coach to date (205-60-1, .773 on-field record). He has five national championships – four at Alabama – seven conference championships and 17 of his teams have played in postseason bowl games, including a trip to the BCS National Championship Game following the 2003, 2009, 2011 and 2012 seasons and the College Football Playoff National Championship Game in 2015.

- Saban is the only coach to win four BCS national championships and the only coach to win back-to-back BCS national championships. He has won five titles in his last 13 years coaching college football after capturing CFP National Championship following the 2015 season. Saban is one of three college coaches in the poll era (since 1936) to win three national championships in four years, joining Frank Leahy (Notre Dame - 1946-47, 1949) and Tom Osborne (Nebraska - 1994-95, 1997). He is also just the second coach in the poll era to win five national championships (Paul "Bear" Bryant).

- In 2009, Saban produced Alabama's first national championship in 17 years by guiding the Crimson Tide to a 14-0 season with dominant wins over Florida in the SEC championship and Texas in the Citi BCS National Championship Game. He then followed that up with his second BCS championship in three years with a 21-0 shutout of LSU following the 2011 season at the Allstate BCS National Championship Game. He made it back-to-back BCS national championships in 2012 with a 42-14 win over Notre Dame in the Discover BCS National Championship Game. He then took down Clemson 45-40 to capture title No. 5 following the 2015 season in the CFP National Championship Game.

- In addition to the on-field success, the 2011 team was also recognized with the Disney Spirit Award, which was presented to snapper Carson Tinker, for the team's response to the community following the tornado that devastated Tuscaloosa on April 27, 2011. The Tide also had extensive success in the classroom that year with 38 SEC Academic Honor Roll selections, a league record, and produced an Academic All-American in Barrett Jones.

- His most recent college head coaching stint, a five-season run at LSU, produced a record of 48-16 (.750), one national championship (2003), two Southeastern Conference championships, three SEC West Division championships, and a 3-2 record in bowl games including two Sugar Bowl victories and a Peach Bowl win. The Tigers constructed a 28-12 (.700) record against SEC opponents under Saban's guidance. He was named the 2003 National Coach of the Year by the Associated Press and earned both the Paul W. "Bear" Bryant National Coach of the Year Award and the Eddie Robinson Coach of the Year Award by the Football Writers Association of America. Saban was named SEC Coach of the Year twice (by the Birmingham News in 2001 and by the Associated Press in 2003).

- Saban served as head coach at Michigan State from 1995-99, his second stint at the East Lansing school as he also spent 1983-87 as the Spartans' defensive coordinator/secondary coach. After playing in just one bowl game in the previous four years, Michigan State made four postseason appearances in Saban's five years at the helm. Saban led MSU to a 34-24-1 (.585) record as head coach.

- In 1999, Saban led his final Spartans team to a No. 7 national ranking as MSU finished in a tie for second in the Big Ten. The Spartans defeated Notre Dame, Michigan, Ohio State and Penn State in the same year for the first time since 1965 and recorded six wins at home for the first time since the 1912 season. The Spartans' performance that year landed them a spot in the Citrus Bowl. The Spartans led the Big Ten in rushing defense (77.0 yards per game) and total defense (299.0 yards per game) while ranking fifth nationally in rushing defense and 11th in total defense. The Michigan State offense averaged 31.0 points per game.

- Saban's first head coaching position came at the University of Toledo in 1990, as he guided the Rockets to a record of 9-2 that year, finishing as co-champions of the Mid-American Conference. The Rockets ranked among the NCAA leaders in both total defense (12th at 284.8 yards) and scoring defense (16th at 16.2 points), and missed posting an undefeated record by a mere five points.

- A native of Fairmont, W.Va., Saban is a 1973 graduate of Kent State University where he earned a bachelor's degree in business. He earned a master's degree in sports administration from Kent State in 1975. Born October 31, 1951, Saban and his wife, the former Terry Constable, have two children, Nicholas and Kristen. They have one granddaughter, Amélie, and a daughter-in-law, Kelsé.

- At Michigan State, Saban started the "Nick's Kids" Foundation, which the Sabans continue here in Tuscaloosa. Since their arrival at the University of Alabama, the Sabans have helped raise approximately \$5.5 million for "Nick's Kids" that has been distributed to more than 250 charities and organizations throughout the state of Alabama and the Southeast. The Sabans also built 16 homes, one for each of the Tide's national championships, with Project Team Up and Habitat for Humanity following the April 27, 2011, tornado that struck Tuscaloosa.

- In June of 2008, the Sabans announced a \$1 million gift to benefit Alabama's first-generation scholarship program. The gift has a special meaning to the Sabans as both Nick and Terry were both first-generation graduates.

SABAN PERSONAL QUICK FACTS

Born:	October 31, 1951
Wife:	Terry
Children:	Nicholas and Kristen
Education:	Kent State Bachelor's Degree Business (1973)

Kent State Master's Degree Sports Administration (1975)

SABAN YEAR-BY-YEAR RESULTS (PRIOR TO ALABAMA)

1990 - TOLEDO (9-2-0, 7-1 MAC)

Date	Opponent	Score
Sept. 8	at Miami (Ohio)	W, 20-14
Sept. 15	Northern Illinois	W, 23-14
Sept. 22	at Ball State	W, 28-16
Sept. 29	at Ohio	W, 27-20
Oct. 6	Eastern Michigan	W, 37-23
Oct. 13	Bowling Green	W, 19-13
Oct. 20	at Central Michigan	L, 12-13
Oct. 27	Kent State	W, 28-14
Nov. 3	at Western Michigan	W, 37-9
Nov. 10	Navy	L, 10-14
Nov. 17	Arkansas State	W, 43-28

1995 - MICHIGAN STATE (6-5-1, 4-3-1 Big 10)

Date	Opponent	Score
Sept. 9	Nebraska	L, 10-50
Sept. 16	at Louisville	W, 30-7
Sept. 23	at Purdue	T, 35-35
Sept. 30	Boston College	W, 25-21
Oct. 7	Iowa (HC)	L, 7-21
Oct. 14	at Illinois	W, 27-21
Oct. 21	Minnesota	W, 34-31
Oct. 28	at Wisconsin	L, 14-45
Nov. 4	Michigan	W, 28-25
Nov. 11	at Indiana	W, 31-13
Nov. 25	Penn State	L, 20-24
Dec. 29	LSU (Independence Bowl)	L, 26-45

1996 - MICHIGAN STATE (6-6, 5-3 Big 10)

Date	Opponent	Score
Aug. 31	Purdue	W, 52-14
Sept. 7	at Nebraska	L, 14-55
Sept. 21	Louisville	L, 20-30
Sept. 28	Eastern Michigan	W, 47-0
Oct. 5	at Iowa	L, 30-37
Oct. 12	Illinois (HC)	W, 42-14
Oct. 19	at Minnesota	W, 27-9
Oct. 26	Wisconsin	W, 30-13
Nov. 2	at Michigan	L, 29-45
Nov. 9	Indiana	W, 38-15
Nov. 23	at Penn State	L, 29-32
Dec. 31	Stanford (Sun Bowl)	L, 0-38

1997 - MICHIGAN STATE (7-5, 4-4)

Date	Opponent	Score
Sept. 6	Western Michigan	W, 42-10
Sept. 13	Memphis	W, 51-21
Sept. 20	at Notre Dame	W, 23-7
Oct. 4	Minnesota (HC)	W, 31-10
Oct. 11	at Indiana	W, 38-6
Oct. 18	at Northwestern	L, 17-19
Oct. 25	Michigan	L, 7-23
Nov. 1	Ohio State	L, 13-37
Nov. 8	at Purdue	L, 21-22
Nov. 22	at Illinois	W, 27-17
Nov. 29	Penn State	W, 49-14
Dec. 25	Washington (Aloha Bowl)	L, 23-51

1998 - MICHIGAN STATE (6-6, 4-4 Big 10)

Date	Opponent	Score
Aug. 29	Colorado State	L, 16-23
Sept. 5	at Oregon	L, 14-48
Sept. 12	Notre Dame	W, 45-23
Sept. 26	at Michigan	L, 17-29
Oct. 3	Central Michigan	W, 38-7
Oct. 10	Indiana (HC) (2 OT)	W, 38-31
Oct. 24	at Minnesota	L, 18-19
Oct. 31	Northwestern	W, 29-5
Nov. 7	at Ohio State	W, 28-24
Nov. 14	Purdue	L, 24-25
Nov. 21	Illinois	W, 41-9
Nov. 28	at Penn State	L, 28-51

1999 - MICHIGAN STATE (9-2, 6-2 Big 10)

Date	Opponent	Score
Sept. 2	Oregon	W, 27-20
Sept. 11	Eastern Michigan	W, 51-7
Sept. 18	at Notre Dame	W, 23-13
Sept. 25	at Illinois	W, 27-10
Oct. 2	Iowa (HC)	W, 49-3
Oct. 9	Michigan	W, 34-31
Oct. 16	at Purdue	L, 28-52
Oct. 30	at Wisconsin	L, 10-40
Nov. 6	Ohio State	W, 23-7
Nov. 13	at Northwestern	W, 34-0
Nov. 20	Penn State	W, 35-28

2000 - LSU (8-4, 5-3 SEC)

Date	Opponent	Score
Sept. 2	Western Carolina	W, 58-0
Sept. 9	Houston	W, 28-13
Sept. 16	at Auburn	L, 17-34
Sept. 23	Alabama-Birmingham (HC)	L, 10-13
Sept. 30	Tennessee (OT)	W, 38-31
Oct. 7	at Florida	L, 9-41
Oct. 14	Kentucky	W, 34-0
Oct. 21	Mississippi State (OT)	W, 45-38
Nov. 4	Alabama	W, 30-28
Nov. 11	at Ole Miss	W, 20-9
Nov. 24	at Arkansas	L, 3-14
Dec. 29	Georgia Tech (Peach Bowl)	W, 28-14

2001 - LSU (10-3, 5-3 SEC)

Date	Opponent	Score
Sept. 1	Tulane	W, 48-17
Sept. 8	Utah State	W, 31-14
Sept. 29	at Tennessee	L, 18-26
Oct. 6	Florida	L, 15-44
Oct. 13	at Kentucky	W, 29-25
Oct. 20	at Mississippi State	W, 42-0
Oct. 27	Ole Miss	L, 24-35
Nov. 3	at Alabama	W, 35-21
Nov. 10	Middle Tennessee (HC)	W, 30-14
Nov. 23	Arkansas	W, 41-38
Dec. 1	Auburn	W, 27-14
Dec. 8	Tennessee (SEC Champ.)	W, 30-21
Jan. 1	Illinois (Sugar Bowl)	W, 47-34

2002 - LSU (8-5, 5-3 SEC)

Date	Opponent	Score
Sept. 1	at Virginia Tech	L, 8-26
Sept. 7	The Citadel	W, 35-10
Sept. 14	Miami (Ohio)	W, 33-7
Sept. 28	Mississippi State	W, 31-13
Oct. 5	Louisiana-Lafayette (HC)	W, 48-0
Oct. 12	at Florida	W, 36-7
Oct. 19	South Carolina	W, 38-14
Oct. 26	at Auburn	L, 7-32
Nov. 9	at Kentucky	W, 33-30
Nov. 16	Alabama	L, 0-31
Nov. 23	Ole Miss	W, 14-13
Nov. 29	at Arkansas	L, 20-21
Jan. 1	Texas (Cotton Bowl)	L, 20-35

2003 - LSU (13-1, 7-1 SEC)

Date	Opponent	Score
Aug. 30	Louisiana-Monroe	W, 49-7
Sept. 6	at Arizona	W, 59-13
Sept. 13	Western Illinois	W, 35-7
Sept. 20	Georgia	W, 17-10
Sept. 27	at Mississippi State	W, 41-6
Oct. 11	Florida	L, 7-19
Oct. 18	at South Carolina	W, 33-7
Oct. 25	Auburn	W, 31-7
Nov. 1	Louisiana Tech (HC)	W, 49-10
Nov. 15	at Alabama	W, 27-3
Nov. 22	at Ole Miss	W, 17-14
Nov. 29	Arkansas	W, 55-24
Dec. 6	Georgia (SEC Champ.)	W, 34-13
Jan. 4	Oklahoma (BCS Champ.)	W, 21-14

2004 - LSU (9-3, 6-2 SEC)

Date	Opponent	Score
Sept. 4	Oregon State (OT)	W, 22-21
Sept. 11	Arkansas State	W, 55-3
Sept. 18	at Auburn	L, 9-10
Sept. 25	Mississippi State	W, 55-0
Oct. 2	at Georgia	L, 16-45
Oct. 9	at Florida	W, 24-21
Oct. 23	Troy State (HC)	W, 24-20
Oct. 30	Vanderbilt	W, 24-7
Nov. 13	Alabama	W, 26-10
Nov. 20	Ole Miss	W, 27-24
Nov. 26	Arkansas	W, 43-14
Jan. 1	Iowa (Capital One Bowl)	L, 25-30

SABAN YEAR-BY-YEAR RESULTS (AT ALABAMA)

2007 - ALABAMA (2-6, 1-4 SEC) [7-6, 4-4 SEC]

Date	Opponent	Score
Sept. 1	Western Carolina	%W, 52-6
Sept. 8	at Vanderbilt	%W, 24-10
Sept. 15	Arkansas	%W, 41-38
Sept. 22	Georgia (OT)	L, 23-26
Sept. 29	Florida State (Jacksonville)	L, 14-21
Oct. 6	Houston (HC)	%W, 30-24
Oct. 13	at Ole Miss	%W, 27-24
Oct. 20	Tennessee	W, 41-17
Nov. 3	LSU	L, 34-41
Nov. 10	at Mississippi State	L, 12-17
Nov. 17	Louisiana-Monroe	L, 14-21
Nov. 25	at Auburn	L, 10-17
Dec. 30	Colorado (Independence Bowl)	W, 30-24

% Later vacated by NCAA ruling.

2008 - ALABAMA (12-2, 8-0 SEC)

Date	Opponent	Score
Aug. 30	Clemson (Atlanta)	W, 34-10
Sept. 6	Tulane	W, 20-6
Sept. 13	Western Kentucky	W, 41-7
Sept. 20	at Arkansas	W, 49-14
Sept. 27	at Georgia	W, 41-30
Oct. 4	Kentucky	W, 17-14
Oct. 18	Ole Miss	W, 24-20
Oct. 25	at Tennessee	W, 29-9
Nov. 1	Arkansas State (HC)	W, 35-0
Nov. 8	at LSU (OT)	W, 27-21
Nov. 15	Mississippi State	W, 32-7
Nov. 29	Auburn	W, 36-0
Dec. 6	Florida (SEC Champ.)	L, 20-31
Jan. 1	Utah (Sugar Bowl)	L, 17-31

2009 - ALABAMA (14-0, 8-0 SEC)

Date	Opponent	Score
Sept. 5	Virginia Tech (Atlanta)	W, 34-24
Sept. 12	Florida International	W, 40-14
Sept. 19	North Texas	W, 53-7
Sept. 26	Arkansas	W, 35-7
Oct. 3	at Kentucky	W, 38-20
Oct. 10	at Ole Miss	W, 22-3
Oct. 17	South Carolina (HC)	W, 20-6
Oct. 24	Tennessee	W, 12-10
Nov. 7	LSU	W, 24-15
Nov. 14	at Mississippi State	W, 31-3
Nov. 21	Tennessee-Chattanooga	W, 45-0
Nov. 27	at Auburn	W, 26-21
Dec. 5	Florida (SEC Champ.)	W, 32-13
Jan. 7	Texas (BCS Champ.)	W, 37-21

2010 - ALABAMA (10-3, 5-3 SEC)

Date	Opponent	Score
Sept. 4	San Jose State	W, 48-3
Sept. 11	Penn State	W, 24-3
Sept. 18	at Duke	W, 62-13
Sept. 25	at Arkansas	W, 24-20
Oct. 2	Florida	W, 31-6
Oct. 9	at South Carolina	L, 21-35
Oct. 16	Ole Miss (HC)	W, 23-10
Oct. 23	at Tennessee	W, 41-10
Nov. 6	at LSU	L, 21-24
Nov. 13	Mississippi State	W, 30-10
Nov. 18	Georgia State	W, 63-7
Nov. 26	Auburn	L, 27-28
Jan. 1	Michigan State (Capital One Bowl)	W, 49-7

2011 - ALABAMA (12-1, 7-1 SEC)

Date	Opponent	Score
Sept. 3	Kent State	W, 48-7
Sept. 10	at Penn State	W, 27-11
Sept. 17	North Texas	W, 41-0
Sept. 24	Arkansas	W, 38-14
Oct. 1	at Florida	W, 38-10
Oct. 8	Vanderbilt	W, 34-0
Oct. 15	at Ole Miss	W, 52-7
Oct. 22	Tennessee	W, 37-6
Nov. 5	LSU (OT)	L, 6-9
Nov. 12	at Mississippi State	W, 24-7
Nov. 19	Georgia Southern	W, 45-21
Nov. 26	at Auburn	W, 42-14
Jan. 9	vs. LSU (BCS Champ.)	W, 21-0

2012 - ALABAMA (13-1, 7-1 SEC)

Date	Opponent	Score
Sept. 1	vs. Michigan (Arlington)	W, 41-14
Sept. 8	Western Kentucky	W, 35-0
Sept. 15	at Arkansas	W, 52-0
Sept. 22	Florida Atlantic	W, 40-7
Sept. 29	Ole Miss	W, 33-14
Oct. 13	at Missouri	W, 42-10
Oct. 20	at Tennessee	W, 44-13
Oct. 27	Mississippi State	W, 38-7
Nov. 3	at LSU	W, 21-17
Nov. 10	Texas A&M	L, 24-29
Nov. 17	Western Carolina	W, 49-0
Nov. 24	Auburn	W, 49-0
Dec. 1	vs. Georgia (SEC Champ.)	W, 32-28
Jan. 7	vs. Notre Dame (BCS Champ.)	W, 42-14

2013 - ALABAMA (11-2, 7-1 SEC)

Date	Opponent	Score
Aug. 31	vs. Virginia Tech (Atlanta)	W, 35-10
Sept. 14	at Texas A&M	W, 49-42
Sept. 21	Colorado State	W, 31-6
Sept. 28	Ole Miss	W, 25-0
Oct. 5	Georgia State	W, 45-3
Oct. 12	at Kentucky	W, 48-7
Oct. 19	Arkansas	W, 52-0
Oct. 26	Tennessee	W, 45-10
Nov. 9	LSU	W, 38-17
Nov. 16	at Mississippi State	W, 20-7
Nov. 23	Chattanooga	W, 49-0
Nov. 30	at Auburn	L, 28-34
Jan. 2	vs. Oklahoma (Sugar Bowl)	L, 31-45

2014 - ALABAMA (12-2, 7-1 SEC)

Date	Opponent	Score
Aug. 30	vs. West Virginia (Atlanta)	W, 33-23
Sept. 6	Florida Atlantic	W, 41-0
Sept. 13	Southern Miss	W, 52-12
Sept. 20	Florida	W, 42-21
Oct. 4	at Ole Miss	L, 17-23
Oct. 11	at Arkansas	W, 14-13
Oct. 18	Texas A&M	W, 59-0
Oct. 25	at Tennessee	W, 34-20
Nov. 8	at LSU (OT)	W, 20-13
Nov. 15	Mississippi State	W, 25-20
Nov. 22	Western Carolina	W, 48-14
Nov. 29	Auburn	W, 55-44
Dec. 6	vs. Missouri (SEC Champ.)	W, 42-13
Jan. 1	vs. Ohio State (CFP Semifinal)	L, 35-42

2015 - ALABAMA (14-1, 7-1 SEC)

Date	Opponent	Score
Sept. 5	vs. Wisconsin (Arlington)	W, 35-17
Sept. 12	Middle Tennessee	W, 37-10
Sept. 19	Ole Miss	L, 37-43
Sept. 26	Louisiana-Monroe	W, 34-0
Oct. 3	at Georgia	W, 38-10
Oct. 10	Arkansas	W, 27-14
Oct. 17	at Texas A&M	W, 41-23
Oct. 24	Tennessee	W, 19-14
Nov. 7	LSU	W, 30-16
Nov. 14	at Mississippi State	W, 31-6
Nov. 21	Charleston Southern	W, 56-6
Nov. 28	at Auburn	W, 29-13
Dec. 5	vs. Florida (SEC Champ.)	W, 29-15
Dec. 31	vs. Michigan State (CFP Semi.)	W, 38-0
Jan. 11	vs. Clemson (CFP Champ.)	W, 45-40

2016 - ALABAMA (9-0, 6-0 SEC)

Date	Opponent	Score
Sept. 3	vs. USC (Arlington)	W, 52-6
Sept. 10	Western Kentucky	W, 38-10
Sept. 17	at Ole Miss	W, 48-43
Sept. 24	Kent State	W, 48-0
Oct. 1	Kentucky	W, 34-6
Oct. 8	at Arkansas	W, 49-30
Oct. 15	at Tennessee	W, 49-10
Oct. 22	Texas A&M	W, 33-14
Nov. 5	at LSU	W, 10-0

THE LAST TIME IT HAPPENED

INDIVIDUAL

Kickoff Returned for a Touchdown	Alabama:	Kenyan Drake vs. Clemson in Glendale, Jan. 11, 2016 (95 yards)
	Opponent:	Mario Alford, West Virginia in Atlanta, Aug. 30, 2014 (100 yards)
Punt Returned for a Touchdown	Alabama:	Eddie Jackson vs. Tennessee in Knoxville, Oct. 15, 2016 (79 yards)
	Opponent:	Antonio Callaway, Florida in Atlanta, Dec. 5, 2015 (85 yards)
Interception Returned for a Touchdown	Alabama:	Ronnie Harrison vs. Tennessee in Knoxville, Oct. 15, 2016 (58 yards)
	Opponent:	Steve Miller, Ohio State in New Orleans, Jan. 1, 2015 (41 yards)
Fumble Return/Recovery for a Touchdown	Alabama:	Jonathan Allen vs. Texas A&M in Tuscaloosa, Oct. 22, 2016 (30 yards)
	Opponent:	John Youngblood, Ole Miss in Oxford, Sept. 17, 2016 (44 yards)
Blocked Punt Returned for a Touchdown	Alabama:	Minkah Fitzpatrick (block and return) vs. Georgia in Athens, Oct. 3, 2015 (1 yard)
	Opponent:	Thomas Davis, Georgia in Athens, Oct. 4, 2003 (7 yards)
Blocked FG Returned for a Touchdown	Alabama:	Dont'a Hightower (blk)/Dre Kirkpatrick (ret) vs. Georgia Southern in Tuscaloosa, Nov. 19, 2011 (55 yards)
	Opponent:	Cornelius Washington (blk)/Alec Ogletree (ret), Georgia in Atlanta, Dec. 1, 2012 (55 yards)
Blocked PAT for Two-Point Conversion	Alabama:	Kenny Smith & Kecalif Bailey vs. E. Carolina in Tuscaloosa, Oct. 17, 1998
	Opponent:	Kevin Woods, Northern Illinois in Tuscaloosa, Sept. 20, 2003
Blocked Punt	Alabama:	Keith Holcombe vs. Florida in Atlanta, Dec. 5, 2015
	Opponent:	Myles Garrett, Texas A&M in College Station, Oct. 17, 2015
Blocked PAT	Alabama:	A'Shawn Robinson vs. LSU in Tuscaloosa, Nov. 7, 2015
	Opponent:	Tolando Cleveland, Mississippi State in Starkville, Nov. 14, 2015
Blocked Field Goal	Alabama:	Ronnie Harrison vs. LSU in Baton Rouge, Nov. 5, 2016
	Opponent:	Cornelius Washington, Georgia in Atlanta, Dec. 1, 2012
300+ Yards Total Offense	Alabama:	304, Jalen Hurts vs. Tennessee in Knoxville, Oct. 15, 2016 (172 passing, 132 rushing)
	Opponent:	390, Austin Allen, Arkansas in Fayetteville, Oct. 8, 2016 (400 passing, -10 rushing)
400+ Yards Total Offense	Alabama:	484, Blake Sims vs. Florida in Tuscaloosa, Sept. 20, 2014 (445 passing, 39 rushing)
	Opponent:	469, Chad Kelly, Ole Miss in Oxford, Sept. 17, 2016 (421 passing, 48 rushing)
100 Yards Rushing	Alabama:	114, Jalen Hurts vs. LSU in Baton Rouge, Nov. 5, 2016
	Opponent:	146, Nick Chubb, Georgia in Athens, Oct. 3, 2015
200 Yards Rushing	Alabama:	271, Derrick Henry vs. Auburn in Auburn, Nov. 28, 2015
	Opponent:	230, Ezekiel Elliott, Ohio State in New Orleans, Jan. 1, 2015
250 Yards Rushing	Alabama:	271, Derrick Henry vs. Auburn in Auburn, Nov. 28, 2015
	Opponent:	256, Bo Jackson, Auburn in Birmingham, Dec. 3, 1983
300 Yards Rushing	Alabama:	Has not occurred
	Opponent:	Has not occurred
Three Rushing Touchdowns	Alabama:	Jalen Hurts vs. Tennessee in Knoxville, Oct. 15, 2016
	Opponent:	DeShaun Foster, UCLA in Los Angeles, Sept. 2, 2000
Four Rushing Touchdowns	Alabama:	Trent Richardson vs. Ole Miss in Oxford, Oct. 15, 2011
	Opponent:	N/A
Five Rushing Touchdowns	Alabama:	Santonio Beard vs. Ole Miss in Tuscaloosa, Oct. 12, 2002
	Opponent:	N/A
Two 100-Yard Rushers	Alabama:	Jalen Hurts (132) and Bo Scarbrough (109) vs. Tennessee in Knoxville, Oct. 15, 2016
	Opponent:	Marion Barber (187) and Laurence Maroney (105), Minnesota in Nashville, Dec. 31, 2004
Three or More 100-Yard Rushers	Alabama:	4 (James Taylor, 142; Wilbur Jackson, 138; Calvin Culliver, 127; Richard Todd, 102), vs. Virginia Tech in Tuscaloosa, Oct. 27, 1973
	Opponent:	Has not occurred

THE LAST TIME IT HAPPENED

300-399 Yards Passing	Alabama: 312, Blake Sims vs. Auburn in Tuscaloosa, Nov. 29, 2014 Opponent: 341, Chad Kelly, Ole Miss in Tuscaloosa, Sept. 19, 2015
400-499 Yards Passing	Alabama: 445, Blake Sims vs. Florida in Tuscaloosa, Sept. 20, 2014 Opponent: 400, Austin Allen, Arkansas in Fayetteville, Oct. 8, 2016
500-599 Yards Passing	Alabama: Has not occurred Opponent: 528, Rohan Davey, LSU in Tuscaloosa, Nov. 3, 2001
Three Passing Touchdowns	Alabama: Jake Coker vs. ULM in Tuscaloosa, Sept. 26, 2015 Opponent: Austin Allen, Arkansas in Fayetteville, Oct. 8, 2016
Four Passing Touchdowns	Alabama: Blake Sims vs. Auburn in Tuscaloosa, Nov. 29, 2014 Opponent: Deshaun Watson, Clemson in Glendale, Jan. 11, 2016
Five Passing Touchdowns	Alabama: Gary Hollingsworth, vs. Ole Miss in Oxford, Nov. 4, 1989 Opponent: Johnny Manziel, Texas A&M in College Station, Sept. 14, 2013
Six Passing Touchdowns	Alabama: Has not occurred Opponent: Danny Wuerffel, Florida in Atlanta, Dec. 7, 1996
Three Interceptions Thrown	Alabama: Blake Sims vs. Ohio State in New Orleans, Jan. 1, 2015 Opponent: Austin Allen, Arkansas in Fayetteville, Oct. 8, 2016
Four Interceptions Thrown	Alabama: Andrew Zow vs. Central Florida in Tuscaloosa, Oct. 28, 2000 Opponent: Drew Little, Georgia State in Tuscaloosa, Nov. 18, 2010
Five Interceptions Thrown	Alabama: Jeff Rutledge vs. Nebraska in Lincoln, Sept. 17, 1977 Opponent: Kent Austin, Ole Miss in Tuscaloosa, Sept. 17, 1983
10 or More Receptions in a Game	Alabama: 11, Calvin Ridley vs. Kentucky in Tuscaloosa, Oct. 1, 2016 Opponent: 11, Ryan Swope, Texas A&M in Tuscaloosa, Nov. 10, 2012
100-199 Yards Receiving	Alabama: 120, ArDarius Stewart vs. Arkansas in Fayetteville, Oct. 8, 2016 Opponent: 146, Jared Cornelius, Arkansas in Fayetteville, Oct. 8, 2016
200-299 Yards Receiving	Alabama: 208, O.J. Howard vs. Clemson in Glendale, Jan. 11, 2016 Opponent: 206, Sammie Coates, Auburn in Tuscaloosa, Nov. 29, 2014
Two 100-Yard Receivers	Alabama: 139, DeAndrew White; 121, Amari Cooper vs. Oklahoma in New Orleans, Jan. 2, 2014 Opponent: Sammie Coates (206) & D. Williams (121), Auburn in Tuscaloosa, Nov. 29, 2014
Four or More Field Goals in a Game	Alabama: 5, Adam Griffith vs. Auburn in Auburn, Nov. 28, 2015 Opponent: 5, Daniel Carlson, Auburn in Tuscaloosa, Nov. 29, 2014
50-Yard or Longer Field Goal	Alabama: 50, Adam Griffith vs. Auburn in Tuscaloosa, Nov. 28, 2015 Opponent: (2) 54, 52, Taylor Bertolet, Texas A&M in College Station, Oct. 17, 2015
Two Interceptions in a Game	Alabama: Eddie Jackson (2) & Minkah Fitzpatrick (2) vs. Texas A&M in College Station, Oct. 17, 2015 Opponent: Robert Johnson, Utah in New Orleans, Jan. 2, 2009
Three Interceptions in a Game	Alabama: Minkah Fitzpatrick vs. Arkansas in Fayetteville, Oct. 8, 2016 Opponent: Has not occurred
Three Quarterback Sacks in a Game	Alabama: Jonathan Allen vs. Mississippi State in Starkville, Nov. 14, 2015 Opponent: Kevin Dodd, Clemson in Glendale, Jan. 11, 2016
Four Quarterback Sacks in a Game	Alabama: Derrick Thomas vs. Kentucky in Lexington, Oct. 1, 1988 Opponent: Has not occurred
Five Quarterback Sacks in a Game	Alabama: Derrick Thomas vs. Texas A&M in College Station, Dec. 1, 1988 Opponent: Has not occurred

THE LAST TIME IT HAPPENED

TEAM

Shutout (Defensive)	Alabama:	vs. LSU (10-0) in Baton Rouge, Nov. 5, 2016
	Opponent:	Auburn (9-0) in Tuscaloosa, Nov. 18, 2000
Safety	Alabama:	vs. Florida in Atlanta, Dec. 5, 2015 (Keith Holcombe blocked punt out of the back of the end zone)
	Opponent:	vs. LSU in Tuscaloosa, Nov. 7, 2009 (McElroy intentional grounding in end zone)
Held to No Offensive Touchdowns	Alabama:	vs. LSU in Tuscaloosa, Nov. 5, 2011
	Opponent:	LSU in Baton Rouge, Nov. 5, 2016
30 First Downs in a Game	Alabama:	36 vs. Western Carolina in Tuscaloosa, Nov. 22, 2014
	Opponent:	31 by Clemson in Glendale, Jan. 11, 2016
Held Under 10 First Downs	Alabama:	8 vs. LSU in Baton Rouge, Nov. 13, 2004
	Opponent:	6 by LSU in Baton Rouge, Nov. 5, 2016
450-499 Yards Total Offense	Alabama:	451 vs. Texas A&M in Tuscaloosa, Oct. 22, 2016 (164 passing, 287 rushing)
	Opponent:	473 by Arkansas in Fayetteville, Oct. 8, 2016 (400 passing, 73 rushing)
500-599 Yards Total Offense	Alabama:	594 vs. Tennessee in Knoxville, Oct. 15, 2016 (156 passing, 438 rushing)
	Opponent:	527 by Ole Miss in Oxford, Sept. 17, 2016 (421 passing, 106 rushing)
600-699 Yards Total Offense	Alabama:	612 vs. Western Carolina in Tuscaloosa, Nov. 22, 2014 (337 passing, 275 rushing)
	Opponent:	630 by Auburn in Tuscaloosa, Nov. 29, 2014 (456 passing, 174 rushing)
700+ Yards Total Offense	Alabama:	833 vs. Virginia Tech in Tuscaloosa, Oct. 27, 1973 (748 rushing, 85 passing)
	Opponent:	Has not occurred
800+ Yards Total Offense	Alabama:	833 vs. Virginia Tech in Tuscaloosa, Oct. 27, 1973 (748 rushing, 85 passing)
	Opponent:	Has not occurred
Held Under 200 Yards Total Offense in a Game	Alabama:	172 vs. Tulane in Tuscaloosa, Sept. 13, 2008 (73 passing, 99 rushing)
	Opponent:	125 by LSU in Baton Rouge, Nov. 5, 2016 (92 passing, 33 rushing)
300+ Yards Rushing in a Game	Alabama:	334 vs. Ole Miss in Oxford, Sept. 17, 2016
	Opponent:	302 by Georgia Southern in Tuscaloosa, Nov. 19, 2011
400+ Yards Rushing in a Game	Alabama:	409 vs. Tennessee in Knoxville, Oct. 15, 2016
	Opponent:	485 by USC in Birmingham, Sept. 12, 1970
450+ Yards Rushing in a Game	Alabama:	458 vs. Ole Miss in Jackson, Miss., Sept. 20, 1980
	Opponent:	485 by USC in Birmingham, Sept. 12, 1970
500+ Yards Rushing in a Game	Alabama:	514 vs. Mississippi State in Starkville, Nov. 1, 1986
	Opponent:	Has not occurred
600+ Yards Rushing in a Game	Alabama:	748 vs. Virginia Tech in Tuscaloosa, Oct. 27, 1973
	Opponent:	Has not occurred
700+ Yard Rushing in a Game	Alabama:	748 vs. Virginia Tech in Tuscaloosa, Oct. 27, 1973
	Opponent:	Has not occurred
Held Under 100 Yards Rushing in a Game	Alabama:	66 vs. Arkansas in Fayetteville, Oct. 11, 2014
	Opponent:	33 by LSU in Baton Rouge, Nov. 5, 2016
Negative Yards Rushing in a Game	Alabama:	Has not occurred
	Opponent:	-8 by Western Carolina in Tuscaloosa, Nov. 22, 2014
300-399 Yards Passing	Alabama:	315 vs. Kentucky in Tuscaloosa, Oct. 1, 2016
	Opponent:	304 by Mississippi State in Starkville, Nov. 14, 2015
400-499 Yards Passing	Alabama:	430 vs. Florida Atlantic in Tuscaloosa, Sept. 6, 2014
	Opponent:	400 by Arkansas in Fayetteville, Oct. 8, 2016

THE LAST TIME IT HAPPENED

500 Yards Passing	Alabama:	Has not occurred
	Opponent:	528 by LSU in Tuscaloosa, Nov. 3, 2001
Held Under 100 Yards Passing	Alabama:	58 vs. Texas in Pasadena, Jan. 7, 2010
	Opponent:	92 by LSU in Baton Rouge, Nov. 5, 2016
200 Yards in Punt Returns	Alabama:	204 vs. LSU in Baton Rouge, Nov. 10, 1947
	Opponent:	Has not occurred
200 Yards in Kickoff Returns	Alabama:	250 vs. Boston College in Birmingham, Sept. 8, 1984
	Opponent:	243 (8) by Virginia Tech in Atlanta, Sept. 5, 2009
Scored 50-59 Points in a Game	Alabama:	52 vs. USC in Arlington, Sept. 3, 2016
	Opponent:	51 by Tennessee in Tuscaloosa, Oct. 26, 2003
Scored 60-69 Points in a Game	Alabama:	63 vs. Georgia State in Tuscaloosa, Nov. 18, 2010
	Opponent:	Has not occurred
Scored 70-79 Points in a Game	Alabama:	77 vs. Virginia Tech in Tuscaloosa, Oct. 27, 1973
	Opponent:	78 by Vanderbilt in Nashville, Oct. 20, 1906
Scored 80-89 Points in a Game	Alabama:	89 vs. Delta State in Tuscaloosa, Sept. 21, 1950
	Opponent:	Has not occurred
Scored 90 or More Points in a Game	Alabama:	110 vs. Marion Institute in Tuscaloosa, Sept. 30, 1922
	Opponent:	Has not occurred
Four Interceptions Thrown in a Game	Alabama:	vs. Kent State in Tuscaloosa, Sept. 3, 2011 (AJ McCarron, 2; Phillip Sims, 2)
	Opponent:	by Texas A&M in College Station, Oct. 17, 2015 (Kyle Allen 3; Kyler Murray 1)
Five Interceptions Thrown in a Game	Alabama:	vs. Penn State in Tuscaloosa, Oct. 29, 1990 (Gary Hollingsworth, 4; Danny Woodson, 1)
	Opponent:	by Ole Miss in Tuscaloosa, Sept. 17, 1983 (Kent Austin, 5)
Five or More Quarterback Sacks in a Game	Alabama:	5 vs. LSU in Baton Rouge, Nov. 5, 2016
	Opponent:	5 by Clemson in Glendale, Jan. 11, 2016
Five or More Fumbles	Alabama:	7 vs. South Carolina in Columbia, Sept. 29, 2001 (lost two)
	Opponent:	8 by Arkansas in Fayetteville, Sept. 15, 2012 (lost three)
40 Minutes Time of Possession	Alabama:	43:29 vs. Florida in Atlanta, Dec. 5, 2015
	Opponent:	N/A
Five Turnovers	Alabama:	vs. Ole Miss in Tuscaloosa, Sept. 19, 2015
	Opponent:	by Arkansas in Fayetteville, Sept. 15, 2012
Six Turnovers	Alabama:	vs. Arkansas in Tuscaloosa, Sept. 25, 1999
	Opponent:	by Tennessee in Knoxville, Oct. 26, 2002
Penalized for 100 Yards	Alabama:	120 vs. Wisconsin in Arlington, Sept. 5, 2015
	Opponent:	106 by Mississippi in Tuscaloosa, Oct. 17, 2010
Penalized for Less Than 20 Yards	Alabama:	0 yards vs. Texas A&M in Tuscaloosa, Oct. 18, 2014
	Opponent:	10 by Tennessee in Knoxville, Oct. 15, 2016
15 or More Penalties	Alabama:	16 vs. Middle Tennessee in Tuscaloosa, Aug. 31, 2002
	Opponent:	15 by Mississippi State in Starkville, Nov. 11, 2000
Recovered On-side Kick	Alabama:	vs. Clemson in Glendale, Jan. 11, 2016 (Adam Griffith kick/Marlon Humphrey recovery)
	Opponent:	by Ole Miss in Oxford, Sept. 17, 2016

CRIMSON TIDE SPORTS NETWORK

The multimedia rights holder for The University of Alabama is Crimson Tide Sports Marketing. CTSM is a joint venture of Learfield Communications of Jefferson City, Mo., and IMG College, based in Winston Salem, N.C. Jim Carabin serves as the network's general manager. CTSM may be reached by calling 205-348-9600.

Alabama Football on Radio and TV

Live Radio: Crimson Tide Sports Network (60-plus stations)
ESPN Radio (Sirius 83 and XM 190)

Live TV: ESPN
Joe Tessitore, Todd Blackledge, Holly Rowe

CTSM Media Services

Saturday Nov. 12 8 a.m. Around the SEC
Join Tyler Watts and Todd Robbins from Bob's Victory Grille

9 p.m. Crimson Tide Tailgate Show
Chris Stewart and Phil Savage preview today's game

10:20 a.m. "Nick Saban Show"
Eli Gold chats with Alabama head coach Nick Saban about today's game

10:30 a.m. Alabama Football Pregame Show with Eli Gold and Phil Savage and Chris Stewart

11 a.m. Kickoff

3 p.m. Regions Bank 5th Quarter Show
Postgame interviews from the Alabama locker room ... game analysis stats and more.

CTSN RADIO AFFILIATES

Anniston	WHMA-FM
Arab	WAFN-FM
Ashland	WCKF-FM
Atlanta	WGST-AM
Birmingham	WJOX-AM
Birmingham	WJOX-FM
Brewton	WKNU-FM
Blackshear, GA	WFNS-AM
Brunswick, GA	WSFN-AM
Centre	WEIS-AM
Chattanooga, TN	WUJO-FM
Chattanooga, TN	WUJO-FM
Clanton	WKLF-AM
Clanton	WKLF-FM
Cookeville, TN	WATX-AM
Cookeville, TN	WATX-FM
Corinth, MS	WADI-FM
Cowan, TN	WZYX-AM
Cullman	WFMH-AM
Decatur	WWTM-AM
Dothan	WBBK-FM
Eufuala	WULA-AM
Fayette	WLDX-AM
Florence	WYTK-FM
Ft. Payne	WFPA-AM
Ft. Walton Beach, FL	WTKE-FM
Gadsden	WAAX-AM
Greenville	WFXX-FM
Haleyville	WWWH-FM
Haleyville	WWWH-AM
Hattiesburg, MS	WHSY-AM
Hiland, FL	W292DM-FM
Huntsville	WUMP-AM
Huntsville	WUMP-FM
Huntsville	WVNN-AM
Huntsville	WVNN-FM
Jackson, AL	WHOD-FM
Jackson, MS	WJQS-AM
Jasper	WJLX-AM
Linden/Demopolis	WINL-FM
Meridian	WALT-AM
Meridian	WALT-FM
Mobile	WZEW-FM
Monroeville	WMFC-FM
Montgomery	WLWI-AM
Montgomery	WXFX-FM
Nashville, TN (Pegram)	WPRT-FM
Opelika/Auburn	WMXA-FM
Opp	WAMI-FM
Panama City Beach, FL	WBPC-FM
Port St. Joe, FL	WTKP-FM
Pensacola, FL	WBSR-AM
Pensacola, FL	WBSR-FM
Rome, GA	WLAQ-AM
Russellville	WGOL-AM
Savannah, GA	WSEG-AM
Scottsboro	WKEA-FM
Selma	WDXX-FM
Spartanburg, SC	WASC-AM
Sylacauga	WFEB-AM
Tallassee	WTLS-AM
Tallassee	WTLS-FM
Tullahoma, TN	WHMT-AM
Tullahoma, TN	WHMT-FM
Tupelo, MS	WZLO-FM
Tuscaloosa	WFFN-FM
Tuscaloosa	WDGM-FM
Vernon	WJEC-FM
West Point, GA	WCJM-FM
Winfield	WKXM-FM

2016 ALABAMA ROSTER

NUMERICAL ROSTER			No.	Name	Pos.	Class	Ht.	Wt.	Exp.	Hometown/Previous School
1	Ben Davis	LB	93	Jonathan Allen	DL	Sr.	6-3	291	3L	Leesburg, Va./Stone Bridge
1	Robert Foster	WR	41	Blaine Anderson	DB	Sr.	5-10	187	SQ	Charlotte, N.C./Myers Park
2	Tony Brown	DB	31	Keaton Anderson	LB	R-Fr.	6-1	215	RS	Florence, Ala./Florence
2	Jalen Hurts	QB	22	Ryan Anderson	LB	R-Sr.	6-2	253	3L	Daphne, Ala./Daphne
3	Calvin Ridley	WR	28	Anthony Averett	DB	R-Jr.	6-0	183	1L	Woodbury, N.J./Woodbury
4	Eddie Jackson	DB	44	Dakota Ball	DL	R-Sr.	6-3	268	2L	Lindale, Ga./Pepperell
5	Shyheim Carter	DB	18	Cooper Bateman	QB	R-Jr.	6-3	220	2L	Murray, Utah/Cottonwood
5	Ronnie Clark	RB	41	Parker Bearden	WR	So.	6-1	201	SQ	Bessemer, Ala./Bessemer Academy
6	Hootie Jones	DB	75	Bradley Bozeman	OL	R-Jr.	6-5	319	2L	Roanoke, Ala./Handley
7	Trevon Diggs	WR	65	Deonte Brown	OL	Fr.	6-4	350	HS	Decatur, Ala./Austin
8	Jared Mayden	DB	48	Mekhi Brown	LB	R-Fr.	6-5	246	RS	Columbus, Ga./Carver
9	Da'Shawn Hand	DL	2	Tony Brown	DB	Jr.	6-0	198	2L	Beaumont, Texas/Ozen
9	Bo Scarbrough	RB	45	Hunter Bryant	TE	Jr.	6-5	226	SQ	Roswell, Ga./Fellowship Christian School
10	Reuben Foster	LB	5	Shyheim Carter	DB	Fr.	6-0	190	HS	Kentwood, La./Kentwood
11	Gehrig Dieter	WR	67	Josh Casher	OL	R-So.	6-1	287	SQ	Mobile, Ala./St. Paul's
12	David Cornwell	QB	5	Ronnie Clark	RB	R-So.	6-2	215	1L	Calera, Ala./Calera
13	Nigel Knott	DB	12	David Cornwell	QB	R-So.	6-5	228	SQ	Norman, Okla./Norman North
13	ArDarius Stewart	WR	66	Lester Cotton	OL	So.	6-4	319	1L	Tuscaloosa, Ala./Central
14	Deionte Thompson	DB	1	Ben Davis	LB	Fr.	6-4	234	HS	Gordo, Ala./Gordo
15	Ronnie Harrison	DB	99	Raekwon Davis	DL	Fr.	6-7	315	HS	Meridian, Miss./Meridian
15	JK Scott	P	62	Will Davis	OL	Sr.	6-5	315	SQ	Letohatchee, Ala./Fort Dale Academy
16	Jamey Mosley	LB	11	Gehrig Dieter	WR	Sr.	6-3	207	TR	South Bend, Ind./Washington/Bowling Green
16	T.J. Simmons	WR	7	Trevon Diggs	WR	Fr.	6-2	195	HS	Gaithersburg, Md./Avalon School
17	Cam Sims	WR	36	Johnny Dwight	DL	R-So.	6-3	306	SQ	Rochelle, Ga./Wilcox County
18	Cooper Bateman	QB	21	B.J. Emmons	RB	Fr.	6-0	206	HS	Morganton, N.C./Freedom
19	Shawn Jennings	LB	43	Lawrence Erekosima	RB	Jr.	5-7	180	SQ	Simpsonville, S.C./Clinton
19	Xavian Marks	WR	32	Rashaan Evans	LB	Jr.	6-3	231	2L	Auburn, Ala./Auburn
19	Montana Murphy	QB	80	Raheem Falkins	WR	R-Jr.	6-4	200	2L	New Orleans, La./G.W. Carver
20	Shaun Dion Hamilton	LB	29	Minkah Fitzpatrick	DB	So.	6-1	203	1L	Old Bridge, N.J./St. Peter's Prep
21	B.J. Emmons	RB	87	Miller Forristall	TE	Fr.	6-5	225	HS	Cartersville, Ga./Cartersville
21	Rogria Lewis	DB	10	Reuben Foster	LB	Sr.	6-1	236	3L	Auburn, Ala./Auburn
22	Ryan Anderson	LB	1	Robert Foster	WR	R-Jr.	6-2	191	2L	Monaca, Pa./Central Valley
23	Aaron Robinson	DB	69	Joshua Frazier	DL	Jr.	6-4	315	2L	Springdale, Ark./Har-Ber
24	Terrell Hall	LB	46	Derrick Garnett	LB	Sr.	6-1	240	SQ	Tuscaloosa, Ala./Holy Spirit
25	Josh Jacobs	RB	27	Derrick Gore	RB	Jr.	5-11	210	1L	Syracuse, N.Y./Milford Academy/Coffeyville C.C.
26	Marlon Humphrey	DB	45	Bo Grant	DB	Sr.	6-2	195	SQ	Valley, Ala./Valley
27	Derrick Gore	RB	89	Brandon Greene	TE	R-Sr.	6-5	295	3L	Ellenwood, Ga./Cedar Grove
28	Anthony Averett	DB	99	Adam Griffith	PK	R-Sr.	5-10	191	3L	Calhoun, Ga./Calhoun
29	Minkah Fitzpatrick	DB	24	Terrell Hall	LB	Fr.	6-5	247	HS	Washington, D.C./St. John's
30	Mack Wilson	LB	20	Shaun Dion Hamilton	LB	Jr.	6-0	232	2L	Montgomery, Ala./Carver
31	Keaton Anderson	LB	9	Da'Shawn Hand	DL	Jr.	6-4	280	2L	Woodbridge, Va./Woodbridge
32	Rashaan Evans	LB	34	Damien Harris	RB	So.	5-11	214	1L	Richmond, Ky./Madison Southern
33	Anfernee Jennings	LB	86	Truett Harris	TE	Sr.	6-3	235	SQ	Brentwood, Tenn./Brentwood
34	Damien Harris	RB	15	Ronnie Harrison	DB	So.	6-3	216	1L	Tallahassee, Fla./FSU University School
34	Nate Staskelunas	DB	63	J.C. Hassenauer	OL	Jr.	6-2	299	2L	Woodbury, Minn./East Ridge
35	Torin Marks	DB	84	Hale Hentges	TE	So.	6-5	256	1L	Jefferson City, Mo./Helias
35	Thomas Woods	WR	42	Keith Holcombe	LB	R-So.	6-4	227	1L	Tuscaloosa, Ala./Hillcrest
36	Johnny Dwight	DL	88	O.J. Howard	TE	Sr.	6-6	251	3L	Prattville, Ala./Autauga Academy
37	Donavan Mosley	DB	26	Marlon Humphrey	DB	R-So.	6-1	196	1L	Hoover, Ala./Hoover
37	Jonathan Rice	WR	2	Jalen Hurts	QB	Fr.	6-2	209	HS	Channelview, Texas/Channelview
38	Austin Johnson	WR	4	Eddie Jackson	DB	Sr.	6-0	194	3L	Lauderdale Lakes, Fla./Boyd Anderson
39	Levi Wallace	DB	25	Josh Jacobs	RB	Fr.	5-10	204	HS	Tulsa, Okla./McLain
40	Joshua McMillon	LB	33	Anfernee Jennings	LB	R-Fr.	6-3	264	RS	Dadeville, Ala./Dadeville
41	Blaine Anderson	DB	19	Shawn Jennings	LB	Fr.	6-1	220	HS	Dadeville, Ala./Dadeville
41	Parker Bearden	WR	38	Austin Johnson	WR	So.	6-2	200	SQ	Elba, Ala./Elba
42	Keith Holcombe	LB	6	Hootie Jones	DB	Jr.	6-2	215	2L	Monroe, La./Neville
42	Jacob Parker	TE	50	Vohn Keith	DL	Jr.	6-2	221	SQ	Mobile, Ala./Faith Academy

2016 ALABAMA ROSTER

NUMERICAL ROSTER			No.	Name	Pos.	Class	Ht.	Wt.	Exp.	Hometown/Previous School
43	Lawrence Erekosima	RB	56	Brandon Kennedy	OL	R-Fr.	6-3	301	RS	Wetumpka, Ala./Wetumpka
44	Dakota Ball	DL	81	Derek Kief	WR	R-So.	6-4	200	1L	Cincinnati, Ohio/La Salle
44	Avery Reid	RB	90	Jamar King	DL	Jr.	6-4	290	JC	Detroit, Mich./Denby/Mendocino C.C.
45	Hunter Bryant	TE	78	Korren Kirven	OL	R-Sr.	6-4	311	3L	Lynchburg, Va./Brookville
45	Bo Grant	DB	13	Nigel Knott	DB	Fr.	5-11	175	HS	Madison, Miss./Germantown
46	Derrick Garnett	LB	76	Scott Lashley	OL	Fr.	6-7	313	HS	West Point, Miss./West Point
47	Christian Miller	LB	85	Donnie Lee Jr.	WR	Jr.	6-0	180	SQ	Northport, Ala./Tuscaloosa County
47	Josh Pugh	WR	21	Rogria Lewis	DB	Jr.	5-11	196	SQ	Birmingham, Ala./Gardendale
48	Mekhi Brown	LB	51	Jake Long	DL	Sr.	5-9	228	SQ	Vestavia Hills, Ala./Vestavia Hills
50	Vohn Keith	DL	35	Torin Marks	DB	R-Fr.	5-11	175	RS	Rosenberg, Texas/George Ranch
50	Alphonse Taylor	OL	19	Xavian Marks	WR	So.	5-8	166	1L	Rosenberg, Texas/George Ranch
51	Jake Long	DL	60	Malik Martin	OL	So.	6-3	370	SQ	Tuscaloosa, Ala./Hillcrest
52	Scott Meyer	SN	8	Jared Mayden	DB	Fr.	6-0	200	HS	Sachse, Texas/Sachse
53	Ryan Parris	SN	55	Cole Mazza	SN	Sr.	6-2	235	3L	Bakersfield, Calif./Liberty
54	Dalvin Tomlinson	DL	40	Joshua McMillon	LB	R-Fr.	6-3	237	RS	Memphis, Tenn./Whitehaven
55	Cole Mazza	SN	52	Scott Meyer	SN	Fr.	6-2	222	HS	Alpharetta, Ga./Blessed Trinity Catholic
56	Brandon Kennedy	OL	47	Christian Miller	LB	R-So.	6-4	230	1L	Columbia, S.C./Spring Valley
56	Tim Williams	LB	64	Brandon Moore	OL	Sr.	6-0	248	SQ	Cincinnati, Ohio/Hills Christian Academy
58	Daniel Powell	DL	37	Donavan Mosley	DB	So.	5-10	180	SQ	San Antonio, Texas/James Madison
59	Dallas Warmack	OL	16	Jamey Mosley	LB	R-So.	6-5	228	SQ	Mobile, Ala./Theodore
60	Malik Martin	OL	19	Montana Murphy	QB	Fr.	6-3	201	HS	Southlake, Texas/Carroll Senior
61	Jacob Probasco	OL	79	Chris Owens	OL	Fr.	6-3	307	HS	Arlington, Texas/Lamar
62	Will Davis	OL	92	Andy Pappanastos	PK	R-Jr.	5-11	198	TR	Montgomery, Ala./Trinity Presbyterian/Ole Miss
63	J.C. Hassenauer	OL	42	Jacob Parker	TE	Jr.	6-1	222	SQ	Meridianville, Ala./Westminster Christian
64	Brandon Moore	OL	53	Ryan Parris	SN	So.	6-0	209	SQ	Madison, Ala./James Clemens
65	Deonte Brown	OL	94	Da'Ron Payne	DL	So.	6-2	319	1L	Birmingham, Ala./Shades Valley
66	Lester Cotton	OL	72	Richie Petitbon	OL	R-Fr.	6-4	302	RS	Annapolis, Md./Gonzaga
67	Josh Casher	OL	71	Ross Pierschbacher	OL	R-So.	6-4	304	1L	Cedar Falls, Iowa/Cedar Falls
69	Joshua Frazier	DL	58	Daniel Powell	DL	Fr.	5-11	238	HS	Aliceville, Ala./Pickens Academy
71	Ross Pierschbacher	OL	61	Jacob Probasco	OL	Fr.	6-3	317	SQ	Plainsboro, N.J./West Windsor-Plainsboro South
72	Richie Petitbon	OL	47	Josh Pugh	WR	So.	6-1	208	SQ	Chelsea, Ala./Chelsea
73	Jonah Williams	OL	89	Armani Purifoye	WR	Jr.	6-0	193	SQ	Kingsland, Ga./Camden County
74	Cam Robinson	OL	44	Avery Reid	RB	So.	6-0	192	SQ	Oneonta, Ala./Oneonta
75	Bradley Bozeman	OL	37	Jonathan Rice	WR	So.	6-4	207	SQ	Madison, Ala./Bob Jones
76	Scott Lashley	OL	3	Calvin Ridley	WR	So.	6-1	188	1L	Coconut Creek, Fla./Monarch
77	Matt Womack	OL	23	Aaron Robinson	DB	Fr.	6-1	181	HS	Deerfield Beach, Fla./Deerfield Beach
78	Korren Kirven	OL	74	Cam Robinson	OL	Jr.	6-6	310	2L	Monroe, La./West Monroe
79	Chris Owens	OL	98	Brannon Satterfield	P	So.	6-2	210	SQ	Austin, Texas/Lake Travis
80	Raheem Falkins	WR	9	Bo Scarbrough	RB	So.	6-2	228	1L	Northport, Ala./Tuscaloosa County
81	Derek Kief	WR	15	JK Scott	P	Jr.	6-6	202	2L	Denver, Colo./Mullen
82	Irv Smith Jr.	TE	16	T.J. Simmons	WR	Fr.	6-2	201	HS	Pinson, Ala./Clay-Chalkville
83	Cam Stewart	TE	17	Cam Sims	WR	Jr.	6-5	203	2L	Monroe, La./Ouachita Parish
84	Hale Hentges	TE	82	Irv Smith Jr.	TE	Fr.	6-4	235	HS	New Orleans, La./Brother Martin
85	Donnie Lee Jr.	WR	91	O.J. Smith	DL	So.	6-2	309	SQ	Bossier City, La./Airline
86	Truett Harris	TE	34	Nate Staskelunas	DB	Sr.	6-3	207	SQ	Greenville, N.C./Arendell Parrott Academy
87	Miller Forristall	TE	13	ArDarius Stewart	WR	R-Jr.	6-1	204	2L	Fultondale, Ala./Fultondale
88	O.J. Howard	TE	83	Cam Stewart	TE	Fr.	6-8	254	HS	San Jose, Calif./Valley Christian
89	Brandon Greene	TE	50	Alphonse Taylor	OL	R-Sr.	6-5	345	3L	Mobile, Ala./Davidson
89	Armani Purifoye	WR	14	Deionte Thompson	DB	R-Fr.	6-2	190	RS	Orange, Texas/West Orange-Stark
90	Jamar King	DL	54	Dalvin Tomlinson	DL	R-Sr.	6-3	305	3L	McDonough, Ga./Henry County
91	O.J. Smith	DL	39	Levi Wallace	DB	Jr.	6-0	170	SQ	Tucson, Ariz./Tucson
92	Andy Pappanastos	PK	59	Dallas Warmack	OL	So.	6-2	299	1L	Atlanta, Ga./Mays
92	Quinnen Williams	DL	73	Jonah Williams	OL	Fr.	6-5	296	HS	Folsom, Calif./Folsom
93	Jonathan Allen	DL	92	Quinnen Williams	DL	Fr.	6-4	284	HS	Birmingham, Ala./Wenonah
94	Da'Ron Payne	DL	56	Tim Williams	LB	Sr.	6-4	252	3L	Baton Rouge, La./University Lab
98	Brannon Satterfield	P	30	Mack Wilson	LB	Fr.	6-2	244	HS	Montgomery, Ala./Carver
99	Raekwon Davis	DL	77	Matt Womack	OL	R-Fr.	6-7	316	RS	Hernando, Miss./Magnolia Heights
99	Adam Griffith	PK	35	Thomas Woods	WR	Jr.	5-6	165	SQ	Birmingham, Ala./Vestavia Hills

ALABAMA CRIMSON TIDE DEPTH CHART

DEFENSE

DE	93	Jonathan Allen	6-3	291	Sr.	Leesburg, Va.	
	9	Da'Shawn Hand	6-4	280	Jr.	Woodbridge, Va.	
NG	94	Da'Ron Payne	6-2	319	So.	Birmingham, Ala.	
	69	Joshua Frazier	6-4	315	Jr.	Springdale, Ark.	
DE	54	Dalvin Tomlinson	6-3	305	R-Sr.	McDonough, Ga.	
	44	Dakota Ball	6-3	268	R-Sr.	Lindale, Ga.	
JACK	56	Tim Williams	6-4	252	Sr.	Baton Rouge, La.	
	33	Anfernee Jennings	6-3	264	R-Fr.	Dadeville, Ala.	OR
	24	Terrell Hall	6-5	247	Fr.	Washington, D.C.	
SAM	22	Ryan Anderson	6-2	253	R-Sr.	Daphne, Ala.	
	47	Christian Miller	6-4	230	R-So.	Columbia, S.C.	OR
	16	Jamey Mosley	6-5	228	R-So.	Mobile, Ala.	
MIKE	20	Shaun Dion Hamilton	6-0	232	Jr.	Montgomery, Ala.	
	42	Keith Holcombe	6-4	227	R-So.	Tuscaloosa, Ala.	
WILL	10	Reuben Foster	6-1	236	Sr.	Auburn, Ala.	
	32	Rashaan Evans	6-3	231	Jr.	Auburn, Ala.	
	30	Mack Wilson	6-2	244	Fr.	Montgomery, Ala.	
CB	26	Marlon Humphrey	6-1	196	R-So.	Hoover, Ala.	
	5	Shyheim Carter	6-0	190	Fr.	Kentwood, La.	
CB	28	Anthony Averett	6-0	183	R-Jr.	Woodbury, N.J.	
	2	Tony Brown	6-0	198	Jr.	Beaumont, Texas	
	39	Levi Wallace	6-0	170	Jr.	Tucson, Ariz.	
SS	29	Minkah Fitzpatrick	6-1	203	So.	Old Bridge, N.J.	
	6	Hootie Jones	6-2	215	Jr.	Monroe, La.	
FS	15	Ronnie Harrison	6-3	216	So.	Tallahassee, Fla.	
	8	Jared Maiden	6-0	200	Fr.	Sachse, Texas/Sachse	
STAR	2	Tony Brown	6-0	198	Jr.	Beaumont, Texas	
	5	Shyheim Carter	6-0	190	Fr.	Kentwood, La.	

OFFENSE

LT	74	Cam Robinson	6-6	310	Jr.	Monroe, La.	
	77	Matt Womack	6-7	316	R-Fr.	Hernando, Miss.	
LG	71	Ross Pierschbacher	6-4	304	R-So.	Cedar Falls, Iowa	OR
	66	Lester Cotton	6-4	319	So.	Tuscaloosa, Ala.	
	59	Dallas Warmack	6-2	299	So.	Atlanta, Ga.	
C	75	Bradley Bozeman	6-5	319	R-Jr.	Roanoke, Ala.	
	63	J.C. Hassenauer	6-2	299	Jr.	Woodbury, Minn.	
	67	Josh Casher	6-1	287	R-So.	Mobile, Ala.	
RG	66	Lester Cotton	6-4	319	So.	Tuscaloosa, Ala.	OR
	50	Alphonse Taylor	6-5	345	R-Sr.	Mobile, Ala.	
	56	Brandon Kennedy	6-3	301	R-Fr.	Wetumpka, Ala.	
RT	73	Jonah Williams	6-5	296	Fr.	Folsom, Calif.	
	78	Korren Kirven	6-4	311	R-Sr.	Lynchburg, Va.	
TE	84	Hale Hentges	6-5	256	So.	Jefferson City, Mo.	
	89	Brandon Greene	6-5	295	R-Sr.	Ellenwood, Ga.	
TE-H	88	O.J. Howard	6-6	251	Sr.	Prattville, Ala.	
	87	Miller Forristall	6-5	225	Fr.	Cartersville, Ga.	
QB	2	Jalen Hurts	6-2	209	Fr.	Channelview, Texas	
	18	Cooper Bateman	6-3	220	R-Jr.	Murray, Utah	
RB	34	Damien Harris	5-11	214	So.	Richmond, Ky.	
	25	Josh Jacobs	5-10	204	Fr.	Tulsa, Okla.	OR
	9	Bo Scarbrough	6-2	228	So.	Northport, Ala.	
	21	B.J. Emmons	6-0	206	Fr.	Morganton, N.C.	
WR-X	13	ArDarius Stewart	6-1	204	R-Jr.	Fultondale, Ala.	
	17	Cam Sims	6-5	203	Jr.	Monroe, La.	
	7	Trevon Diggs	6-2	195	Fr.	Gaithersburg, Md.	
WR-Z	3	Calvin Ridley	6-1	188	So.	Coconut Creek, Fla.	
	1	Robert Foster	6-2	191	R-Jr.	Monaca, Pa.	
	81	Derek Kief	6-4	200	R-So.	Cincinnati, Ohio	
WR-H	11	Gehrig Dieter	6-3	207	Sr.	South Bend, Ind.	OR
	3	Calvin Ridley	6-1	188	So.	Coconut Creek, Fla.	
	19	Xavian Marks	5-8	166	So.	Rosenberg, Texas	

SPECIAL TEAMS

PK/KO	99	Adam Griffith	5-10	191	R-Sr.	Calhoun, Ga.	
	92	Andy Pappanastos	5-11	198	R-Jr.	Montgomery, Ala.	
HOLD	18	Cooper Bateman	6-3	220	R-Jr.	Murray, Utah	
	15	JK Scott	6-6	202	Jr.	Denver, Colo.	
P	15	JK Scott	6-6	202	Jr.	Denver, Colo.	
SN	55	Cole Mazza	6-2	235	Sr.	Bakersfield, Calif.	
	52	Scott Meyer	6-2	222	Fr.	Alpharetta, Ga.	
PR	7	Trevon Diggs	6-2	195	Fr.	Gaithersburg, Md.	
	19	Xavian Marks	5-8	166	So.	Rosenberg, Texas	
KOR	13	ArDarius Stewart	6-1	204	R-Jr.	Fultondale, Ala.	AND
	11	Gehrig Dieter	6-3	207	Sr.	South Bend, Ind.	
	19	Xavian Marks	5-8	166	So.	Rosenberg, Texas	AND
	7	Trevon Diggs	6-2	195	Fr.	Gaithersburg, Md.	

2016 ALABAMA FOOTBALL STATISTICS

SCHEDULE/RESULTS/RECORD BREAKDOWN

Date	Opponent	Result	Score	Overall	SEC	Start	Time	Temp	Attend
Sat., Sept. 3	vs. No. 20/17 Southern Cal	W	52-6	1-0	—	7:14 P.M.	3:19	Indoor	81,359
Sat., Sept. 10	WKU	W	38-10	2-0	—	2:35 P.M.	3:20	93°	101,821
Sat., Sept. 17	at No. 19/17 Ole Miss*	W	48-43	3-0	1-0	2:40 P.M.	4:02	83°	66,176
Sat., Sept. 24	Kent State	W	48-0	4-0	1-0	11:01 A.M.	3:07	84°	101,821
Sat., Oct. 1	Kentucky*	W	34-6	5-0	2-0	6:11 P.M.	3:09	77°	101,821
Sat., Oct. 8	at No. 16/17 Arkansas*	W	49-30	6-0	3-0	6:06 P.M.	3:38	66°	75,459
Sat., Oct. 15	at No. 9/11 Tennessee*	W	49-10	7-0	4-0	3:39 P.M.	3:21	82°	102,455
Sat., Oct. 22	No. 6/6 Texas A&M*	W	33-14	8-0	5-0	2:39 P.M.	3:34	71°	101,821
Sat., Nov. 5	at No. 13/15/14 LSU*	W	10-0	9-0	6-0	7:10 P.M.	3:08	70°	102,321

* Southeastern Conference game

TEAM STATISTICS

	ALABAMA	OPPONENT
SCORING	361	119
Points Per Game	40.1	13.2
Points Off Turnovers	92	28
FIRST DOWNS	199	122
Rushing	117	42
Passing	77	66
Penalty	5	14
RUSHING YARDAGE	2334	594
Yards gained rushing	2578	986
Yards lost rushing	244	392
Rushing Attempts	405	284
Average Per Rush	5.8	2.1
Average Per Game	259.3	66.0
TDs Rushing	21	3
PASSING YARDAGE	1973	1727
Comp-Att-Int	159-252-6	151-287-9
Average Per Pass	7.8	6.0
Average Per Catch	12.4	11.4
Average Per Game	219.2	191.9
TDs Passing	14	9
TOTAL OFFENSE	4307	2321
Total Plays	657	571
Average Per Play	6.6	4.1
Average Per Game	478.6	257.9
KICK RETURNS: #-Yards	18-365	31-673
PUNT RETURNS: #-Yards	22-378	10-109
INT RETURNS: #-Yards	9-251	6-21
KICK RETURN AVERAGE	20.3	21.7
PUNT RETURN AVERAGE	17.2	10.9
INT RETURN AVERAGE	27.9	3.5
FUMBLES-LOST	16-8	16-8
PENALTIES-Yards	56-425	35-313
Average Per Game	47.2	34.8
PUNTS-Yards	33-1588	67-3056
Average Per Punt	48.1	45.6
Net punt average	41.8	39.1
KICKOFFS-Yards	67-4235	30-1861
Average Per Kick	63.2	62.0
Net kick average	40.1	43.2
TIME OF POSSESSION/Game	32:09	27:51
3RD-DOWN Conversions	61/127	42/142
3rd-Down Pct	48%	30%
4TH-DOWN Conversions	6/11	4/14
4th-Down Pct	55%	29%
SACKS BY-Yards	37-300	15-95
MISC YARDS	0	0
TOUCHDOWNS SCORED	47	13
FIELD GOALS-ATTEMPTS	11-17	10-13
ON-SIDE KICKS	0-0	1-2
RED-ZONE SCORES	(33-40) 82%	(13-16) 81%
RED-ZONE TOUCHDOWNS	(24-40) 60%	(6-16) 38%
PAT-ATTEMPTS	(46-46) 100%	(11-11) 100%
ATTENDANCE	407284	346411
Games/Avg Per Game	4/101821	4/86603
Neutral Site Games		1/81359

BREAKDOWN

Overall	9-0
Home	5-0
Away	4-0
Neutral	1-0
SEC	6-0
Non-Conference	3-0
Overtime	0-0
Day	5-0
Night	4-0
Televised	9-0
Non-Televised	0-0
vs. Top 25	6-0
vs. Top 15	3-0
vs. Top 10	2-0
vs. Top 5	0-0
Scores First	6-0
Opponent Scores First	3-0
Leading after 1st Qtr	5-0
Trailing after 1st Qtr	2-0
Tied after 1st Qtr	2-0
Leading at Half	7-0
Trailing at Half	1-0
Tied at Half	1-0
Leading after 3rd Qtr	8-0
Trailing after 3rd Qtr	0-0
Tied after 3rd Qtr	1-0
Wins Coin Toss	5-0
Loses Coin Toss	4-0
Natural Grass	6-0
Artificial Surface	3-0

SCORE BY QUARTERS

	1st	2nd	3rd	4th	OT	Total
Alabama	71	107	100	83	0	361
Opponents	23	41	23	32	0	119

ALABAMA GAME-BY-GAME STATISTICS

OFFENSE

Date	Opponent	RUSHING				RECEIVING				PASSING				KICK RETURNS				PUNT RETURNS				tot off
		No	Yds	TD	Lg	No.	Yds	TD	Lg	Cmp-Att-Int	Yds	TD	Lg	No	Yds	TD	Lg	No	Yds	TD	Lg	
Sept. 3	vs. Southern Cal	45	242	3	73	12	223	3	71	12-18-1	223	3	71	1	24	0	24	2	4	0	6	465
Sept. 10	WKU	39	124	2	14	25	351	2	52	25-42-0	351	2	52	3	63	0	24	2	15	0	13	475
Sept. 17	at Ole Miss	48	334	3	67	19	158	0	45	19-31-0	158	0	45	3	79	0	41	2	95	1	85	492
Sept. 24	Kent State	46	285	3	24	22	217	2	34	22-34-0	217	2	34	0	0	0	0	4	90	1	75	502
Oct. 1	Kentucky	37	173	1	28	25	315	2	46	25-38-0	315	2	46	2	33	0	22	2	32	0	17	488
Oct. 8	at Arkansas	34	264	3	57	13	253	2	67	13-17-1	253	2	67	5	90	0	25	2	12	0	9	517
Oct. 15	at Tennessee	48	409	4	85	18	185	1	31	18-28-1	185	1	31	1	26	0	26	4	108	1	79	594
Oct. 22	Texas A&M	57	287	1	37	15	164	2	45	15-25-2	164	2	45	2	36	0	23	2	21	0	17	451
Nov. 5	at LSU	51	216	1	28	10	107	0	52	10-19-1	107	0	52	1	14	0	14	2	1	0	1	323
Totals		405	2334	21	85	159	1973	14	71	159-252-6	1973	14	71	18	365	0	41	22	378	3	85	4307
Opponent		284	594	3	47	151	1727	9	63	151-287-9	1727	9	63	31	673	0	40	10	109	0	32	2321

DEFENSE

Date	Opponent	TACKLES				SACKS No-Yds	FUMBLE		PASS DEFENSE			Blkd Kick	KICKS — XPTS				Saf	Pts			
		Solo	Ast	Total	TFL-Yds		FF	FR-Yds	Int-Yds	QBH	Brk		Att-Made	Run	Rcv						
Sept. 3	vs. Southern Cal	42	16	58	9.0-32	3.0-20	0	0-0	1-18	1	7	0	7-7	0	0	0	0	0	0	0	52
Sept. 10	WKU	32	24	56	5.0-40	4.0-39	2	0-0	2-61	6	5	1	5-5	0	0	0	0	0	0	0	38
Sept. 17	at Ole Miss	34	42	76	5.0-28	3.0-25	2	2-78	0-0	2	6	0	6-6	0	0	0	0	0	0	0	48
Sept. 24	Kent State	26	29	55	5.0-35	3.0-26	1	1-0	0-0	6	0	0	6-6	0	0	0	0	0	0	0	48
Oct. 1	Kentucky	40	24	64	9.0-41	4.0-28	3	2-55	0-0	6	1	0	4-4	0	0	0	0	0	0	0	34
Oct. 8	at Arkansas	40	34	74	10.0-62	7.0-53	3	2-23	3-114	12	5	0	7-7	0	0	0	0	0	0	0	49
Oct. 15	at Tennessee	44	22	66	10.0-56	3.0-37	0	0-0	1-58	4	6	0	7-7	0	0	0	0	0	0	0	49
Oct. 22	Texas A&M	46	18	64	11.0-74	5.0-50	2	1-30	1-0	9	4	0	3-3	0	0	0	0	0	0	0	33
Nov. 5	at LSU	20	44	64	9.0-31	5.0-22	0	0-0	1-0	3	4	1	1-1	0	0	0	0	0	0	0	10
Totals		324	253	577	73.0-399	37.0-300	13	8-186	9-251	49	38	2	46-46	0	0	0	0	0	0	0	361
Opponent		404	268	672	63.0-225	15.0-95	9	8-44	6-21	29	17	0	11-11	0	0	0	0	0	0	0	119

SPECIAL TEAMS

Date	Opponent	PUNTING										FIELD GOALS			KICKOFFS				
		No	Yds	Avg	Long	Blkd	TB	FC	50+	I20	Att-Made	Lg	Blkd	No	Yds	Avg	TB	OB	
Sept. 3	vs. Southern Cal	5	235	47.0	54	0	0	3	3	3	1-1	29	0	9	568	63.1	4	0	
Sept. 10	WKU	5	232	46.4	58	0	0	2	2	3	2-1	36	0	7	447	63.9	4	0	
Sept. 17	at Ole Miss	5	194	38.8	63	0	1	2	2	2	3-2	32	0	9	570	63.3	7	0	
Sept. 24	Kent State	2	98	49.0	53	0	0	1	1	0	2-2	48	0	9	568	63.1	4	1	
Oct. 1	Kentucky	1	58	58.0	58	0	1	0	1	0	3-2	44	0	7	449	64.1	4	0	
Oct. 8	at Arkansas	4	206	51.5	63	0	2	1	2	2	0-0	0	0	8	489	61.1	4	0	
Oct. 15	at Tennessee	4	200	50.0	62	0	0	0	2	0	1-0	0	0	8	506	63.2	4	0	
Oct. 22	Texas A&M	2	107	53.5	60	0	0	0	1	0	3-2	32	0	7	449	64.1	2	0	
Nov. 5	at LSU	5	258	51.6	66	0	1	0	4	2	2-1	25	0	3	189	63.0	2	0	
Totals		33	1588	48.1	66	0	5	9	18	12	17-11	48	0	67	4235	63.2	35	1	
Opponent		67	3056	45.6	68	0	3	20	21	22	13-10	47	2	30	1861	62.0	8	3	

RED ZONE

Date	Opponent	Score	Times In RZ	Times Scored	Total Pts	TDs	Rush TDs	Pass TDs	FGs Made	Failed to score inside RZ						
										FGA	Downs	Int	Fumb	Half	Game	
Sept. 3	vs. Southern Cal	W 52-6	4	4	24	3	3	0	1	0	0	0	0	0	0	0
Sept. 10	WKU	W 38-10	5	5	31	4	2	2	1	0	0	0	0	0	0	0
Sept. 17	at Ole Miss	W 48-43	5	5	27	3	3	0	2	0	0	0	0	0	0	0
Sept. 24	Kent State	W 48-0	4	4	24	3	2	1	1	0	0	0	0	0	0	0
Oct. 1	Kentucky	W 34-6	5	4	24	3	1	2	1	1	0	0	0	0	0	0
Oct. 8	at Arkansas	W 49-30	4	3	21	3	2	1	0	0	0	0	0	1	0	0
Oct. 15	at Tennessee	W 49-10	5	2	14	2	2	0	0	1	1	1	0	0	0	0
Oct. 22	Texas A&M	W 33-14	5	4	20	2	0	2	2	1	0	0	0	0	0	0
Nov. 5	at LSU	W 10-0	3	2	10	1	1	0	1	0	1	0	0	0	0	0
Totals			40	33	195	24	16	8	9	3	2	1	1	0	0	0

33 of 40 (82.5%)

OPPONENT GAME-BY-GAME STATISTICS

OFFENSE

Date	Opponent	RUSHING				RECEIVING				PASSING				KICK RETURNS				PUNT RETURNS				tot off
		No.	Yds	TD	Lg	No.	Yds	TD	Lg	Cmp-Att-Int	Yds	TD	Lg	No	Yds	TD	Lg	No	Yds	TD	Lg	
Sept. 3	vs. Southern Cal	30	64	0	46	18	130	0	36	18-37-1	130	0	36	5	117	0	40	1	15	0	15	194
Sept. 10	WKU	22	23	0	16	19	216	1	59	19-38-2	216	1	59	3	61	0	22	2	13	0	13	239
Sept. 17	at Ole Miss	33	101	1	23	26	421	3	63	26-40-0	421	3	63	2	32	0	22	1	3	0	3	522
Sept. 24	Kent State	30	82	0	47	7	84	0	36	7-16-0	84	0	36	4	57	0	22	0	0	0	0	166
Oct. 1	Kentucky	36	72	0	17	13	89	0	16	13-22-0	89	0	16	3	79	0	31	0	0	0	0	161
Oct. 8	at Arkansas	36	73	1	18	25	400	3	57	25-48-3	400	3	57	4	87	0	29	0	0	0	0	473
Oct. 15	at Tennessee	32	32	1	12	18	131	0	36	18-31-1	131	0	36	4	116	0	38	2	60	0	32	163
Oct. 22	Texas A&M	38	114	0	27	14	164	2	33	14-31-1	164	2	33	5	97	0	32	1	2	0	2	278
Nov. 5	at LSU	27	33	0	9	11	92	0	41	11-24-1	92	0	41	1	27	0	27	3	16	0	13	125
Totals		284	594	3	47	151	1727	9	63	151-287-9	1727	9	63	31	673	0	40	10	109	0	32	2321
Alabama		405	2334	21	85	159	1973	14	71	159-252-6	1973	14	71	18	365	0	41	22	378	3	85	4307

DEFENSE

Date	Opponent	TACKLES				SACKS No-Yds	FUMBLE		PASS DEFENSE			Blkd Kick	KICKS — XPTS				Saf	Pts			
		Solo	Ast	Total	TFL-Yds		FF	FR-Yds	Int-Yds	QBH	Brk		Att-Made	Run	Rcv	Yds					
Sept. 3	vs. Southern Cal	44	16	60	8.0-28	3.0-21	1	1-0	1-0	0	1	0	0-0	0	0	0	0	0	0	0	6
Sept. 10	WKU	47	32	79	2.0-15	2.0-15	0	1-0	0-0	5	3	0	1-1	0	0	0	0	0	0	0	10
Sept. 17	at Ole Miss	44	36	80	6.0-28	1.0-9	2	1-44	0-0	4	2	0	4-4	0	0	0	0	0	0	0	43
Sept. 24	Kent State	49	26	75	7.0-15	2.0-7	0	0-0	0-0	5	2	0	0-0	0	0	0	0	0	0	0	0
Oct. 1	Kentucky	49	20	69	4.0-15	2.0-13	0	1-0	0-0	5	2	0	0-0	0	0	0	0	0	0	0	6
Oct. 8	at Arkansas	29	30	59	3.0-7	0.0-0	3	2-0	1-8	1	3	0	3-3	0	0	0	0	0	0	0	30
Oct. 15	at Tennessee	55	18	73	9.0-48	1.0-14	1	1-0	1-7	3	1	0	1-1	0	0	0	0	0	0	0	10
Oct. 22	Texas A&M	56	30	86	12.0-36	3.0-11	1	0-0	2-6	3	1	0	2-2	0	0	0	0	0	0	0	14
Nov. 5	at LSU	31	60	91	12.0-33	1.0-5	1	1-0	1-0	3	2	0	0-0	0	0	0	0	0	0	0	0
Totals		404	268	672	63.0-225	15.0-95	9	8-44	6-21	29	17	0	11-11	0	0	0	0	0	0	0	119
Alabama		324	253	577	73.0-399	37.0-300	13	8-186	9-251	49	38	2	46-46	0	0	0	0	0	0	0	361

SPECIAL TEAMS

Date	Opponent	PUNTING										FIELD GOALS			KICKOFFS				
		No	Yds	Avg	Long	Blkd	TB	FC	50+	I20	Att-Made	Lg	Blkd	No	Yds	Avg	TB	OB	
Sept. 3	vs. Southern Cal	10	403	40.3	52	0	0	4	1	4	2-2	47	0	3	192	64.0	1	1	
Sept. 10	WKU	8	376	47.0	54	0	1	1	3	1	2-1	25	1	3	193	64.3	0	0	
Sept. 17	at Ole Miss	6	310	51.7	68	0	1	2	3	1	3-3	38	0	8	521	65.1	4	1	
Sept. 24	Kent State	9	414	46.0	67	0	0	1	3	4	1-0	0	0	1	36	36.0	0	0	
Oct. 1	Kentucky	6	268	44.7	61	0	0	2	1	0	2-2	45	0	3	188	62.7	1	0	
Oct. 8	at Arkansas	4	211	52.8	57	0	0	1	3	1	1-1	25	0	5	306	61.2	0	0	
Oct. 15	at Tennessee	10	483	48.3	60	0	1	4	4	3	1-1	37	0	3	190	63.3	1	1	
Oct. 22	Texas A&M	6	255	42.5	53	0	0	1	2	3	0-0	0	0	3	170	56.7	1	0	
Nov. 5	at LSU	8	336	42.0	51	0	0	4	1	5	1-0	0	1	1	65	65.0	0	0	
Totals		67	3056	45.6	68	0	3	20	21	22	13-10	47	2	30	1861	62.0	8	3	
Alabama		33	1588	48.1	66	0	5	9	18	12	17-11	48	0	67	4235	63.2	35	1	

RED ZONE

Date	Opponent	Score	Times In RZ	Times Scored	Total Pts	TDs	Rush TDs	Pass TDs	FGs Made	Failed to score inside RZ						
										FGA	Downs	Int	Fumb	Half	Game	
Sept. 3	vs. Southern Cal	W 52-6	1	1	3	0	0	0	1	0	0	0	0	0	0	0
Sept. 10	WKU	W 38-10	1	1	3	0	0	0	1	0	0	0	0	0	0	0
Sept. 17	at Ole Miss	W 48-43	4	3	13	1	0	1	2	0	0	1	0	0	0	
Sept. 24	Kent State	W 48-0	1	0	0	0	0	0	0	0	1	0	0	0	0	
Oct. 1	Kentucky	W 34-6	1	1	3	0	0	0	1	0	0	0	0	0	0	
Oct. 8	at Arkansas	W 49-30	5	4	23	3	1	2	1	0	0	1	0	0	0	
Oct. 15	at Tennessee	W 49-10	2	2	10	1	1	0	1	0	0	0	0	0	0	
Oct. 22	Texas A&M	W 33-14	1	1	7	1	0	1	0	0	0	0	0	0	0	
Nov. 5	at LSU	W 10-0	0	0	0	0	0	0	0	0	0	0	0	0	0	
Totals			16	13	62	6	2	4	7	0	1	1	1	0	0	

13 of 16 (81.2%)

TEAM COMPARISON GAME-BY-GAME

Opponent	Score	First Downs				Pen	Rushing Number-Yards	Passing		Total Offense Plays-Yards	Return Yards	TOs
		Total	Rush	Pass	Yards			Comp-Att-Int	Yards			
vs. Southern Cal	52-6	15/11	9/5	6/4	0/2	45-242/30-64	12-18-1/18-37-1	223/130	63-465/67-194	46/132	2/1	
WKU	38-10	23/12	9/2	13/9	1/1	39-124/22-23	25-42-0/19-38-2	351/216	81-475/60-239	139/74	1/2	
at Ole Miss	48-43	22/23	14/4	7/17	1/2	48-334/33-101	19-31-0/26-40-0	158/421	79-492/73-522	252/79	1/2	
Kent State	48-0	26/5	16/2	10/2	0/1	46-285/30-82	22-34-0/7-16-0	217/84	80-502/46-166	90/57	0/1	
Kentucky	34-6	25/12	11/7	14/4	0/1	37-173/36-72	25-38-0/13-22-0	315/89	75-488/58-161	120/79	1/2	
at Arkansas	49-30	16/25	8/7	8/13	0/5	34-264/36-73	13-17-1/25-48-3	253/400	51-517/84-473	239/95	3/5	
Tennessee	49-10	28/11	19/2	9/8	0/1	48-409/32-32	18-28-1/18-31-1	185/131	76-594/63-163	192/183	2/1	
Texas A&M	33-14	28/17	19/9	7/7	2/1	57-287/38-114	15-25-2/14-31-1	164/164	82-451/69-278	87/105	2/2	
LSU	10-0	16/6	12/4	3/2	1/0	51-216/27-33	10-19-1/11-24-1	107/92	70-323/51-125	15/43	2/1	
Totals	361-119	199/122	117/42	77/66	5/14	405-2334/284-594	159-252-6/151-287-9	1973/1727	657-4307/571-2321	1180/847	14/17	

Opponent	3rd Down Conversions	4th Down Conversions	Time of Possession	TOP Margin	Avg Yds/Rush	Avg Yds/Pass	Avg Yds/Play	Punting Number-Avg	Penalties Number-Yards
WKU	9-18/6-16	2-2/0-1	35:44/24:16	11:28	3.2/1.0	8.4/5.7	5.9/4.0	5-46.4/8-47.0	12-84/2-16
at Ole Miss	7-15/5-15	0-0/0-0	35:23/24:37	10:46	7.0/3.1	5.1/10.5	6.2/7.2	5-38.8/6-51.7	9-75/6-65
Kent State	6-14/1-13	2-3/1-2	33:33/26:27	7:06	6.2/2.7	6.4/5.2	6.3/3.6	2-49.0/9-46.0	2-20/0-0
Kentucky	9-14/6-17	0-1/1-1	29:47/30:13	-0:26	4.7/2.0	8.3/4.0	6.5/2.8	1-58.0/6-44.7	4-20/2-15
at Arkansas	4-8/8-16	0-0/1-2	22:53/37:07	-14:14	7.8/2.0	14.9/8.3	10.1/5.6	4-51.5/4-52.8	7-86/6-60
Tennessee	6-12/3-16	0-1/0-1	31:33/28:27	3:06	8.5/1.0	6.6/4.2	7.8/2.6	4-50.0/10-48.3	5-38/1-10
Texas A&M	7-14/5-16	0-1/1-3	35:50/24:10	11:40	5.0/3.0	6.6/5.3	5.5/4.0	2-53.5/6-42.5	7-44/9-81
LSU	7-17/4-15	1-2/0-2	33:55/26:05	7:50	4.2/1.2	5.6/3.8	4.6/2.5	5-51.6/8-42.0	6-29/3-20
Totals	61-127/42-142	6-11/4-14	289:21/250:39	38:42	5.8/2.1	7.8/6.0	6.6/4.1	33-48.1/67-45.6	425/313

ALABAMA INDIVIDUAL STATISTICS

RUSHING

	GP	Att	Gain	Loss	Net	Avg	TD	Long	Avg/G
Damien Harris	9	99	769	19	750	7.6	1	73	83.3
Jalen Hurts	9	115	749	114	635	5.5	10	45	70.6
Josh Jacobs	9	58	395	17	378	6.5	3	56	42.0
Bo Scarbrough	9	62	375	17	358	5.8	5	85	39.8
B.J. Emmons	7	35	176	3	173	4.9	1	17	24.7
Derrick Gore	8	7	46	0	46	6.6	0	20	5.8
ArDarius Stewart	7	4	33	0	33	8.2	0	17	4.7
Calvin Ridley	9	5	25	4	21	4.2	1	7	2.3
Avery Reid	1	2	4	0	4	2.0	0	2	4.0
Robert Foster	7	1	0	5	-5	-5.0	0	0	-0.7
Cooper Bateman	9	3	4	15	-11	-3.7	0	4	-1.2
Blake Barnett	3	7	2	19	-17	-2.4	0	2	-5.7
TEAM	6	7	0	31	-31	-4.4	0	0	-5.2
Total	9	405	2578	244	2334	5.8	21	85	259.3
Opponents	9	284	986	392	594	2.1	3	47	66.0

PASSING

	G	Effic	Cmp-Att-Int	Pct	Yds	TD	Lng	Avg/G
Jalen Hurts	9	138.18	139-223-6	62.3	1685	12	71	187.2
Blake Barnett	3	189.45	11-19-0	57.9	219	2	52	73.0
Cooper Bateman	9	147.96	9-10-0	90.0	69	0	27	7.7
Total	9	142.43	159-252-6	63.1	1973	14	71	219.2
Opponents	9	107.24	151-287-9	52.6	1727	9	63	191.9

RECEIVING

	G	No.	Yds	Avg	TD	Long	Avg/G
Calvin Ridley	9	46	520	11.3	5	51	57.8
A. Stewart	7	31	527	17.0	4	71	75.3
O.J. Howard	9	23	275	12.0	2	40	30.6
Damien Harris	9	9	72	8.0	1	56	8.0
Gehrig Dieter	9	8	175	21.9	1	45	19.4
Josh Jacobs	9	8	89	11.1	0	23	9.9
Trevon Diggs	9	8	73	9.1	0	17	8.1
Cam Sims	8	6	65	10.8	0	31	8.1
Robert Foster	7	5	55	11.0	0	27	7.9
Derek Kief	6	3	17	5.7	0	8	2.8
Hale Hentges	9	3	10	3.3	0	6	1.1
M. Forristall	9	2	54	27.0	0	32	6.0
B.J. Emmons	7	2	20	10.0	0	17	2.9
Bo Scarbrough	9	2	15	7.5	0	9	1.7
Brandon Greene	9	1	5	5.0	0	5	0.6
Mack Wilson	9	1	1	1.0	1	1	0.1
Derrick Gore	8	1	0	0.0	0	0	0.0
Total	9	159	1973	12.4	14	71	219.2
Opponents	9	151	1727	11.4	9	63	191.9

PUNT RETURNS

	No.	Yds	Avg	TD	Long
Eddie Jackson	11	253	23.0	2	85
Xavian Marks	5	105	21.0	1	75
Trevon Diggs	3	16	5.3	0	13
Calvin Ridley	2	4	2.0	0	6
TEAM	1	0	0.0	0	0
Total	22	378	17.2	3	85
Opponents	10	109	10.9	0	32

ALABAMA INDIVIDUAL STATISTICS

INTERCEPTIONS

	No.	Yds	Avg	TD	Long
Minkah Fitzpatrick	4	114	28.5	1	100
Marlon Humphrey	2	18	9.0	1	18
Ronnie Harrison	2	64	32.0	1	58
Eddie Jackson	1	55	55.0	1	55
Total	9	251	27.9	4	100
Opponents	6	21	3.5	0	8

KICK RETURNS

	No.	Yds	Avg	TD	Long
Trevon Diggs	7	166	23.7	0	41
Xavian Marks	7	123	17.6	0	25
ArDarius Stewart	2	37	18.5	0	23
B.J. Emmons	1	26	26.0	0	26
Dakota Ball	1	13	13.0	0	13
Total	18	365	20.3	0	41
Opponents	31	673	21.7	0	40

FUMBLE RETURNS

	No.	Yds	Avg	TD	Long
Jonathan Allen	2	105	52.5	2	75
Da'Ron Payne	1	3	3.0	1	3
Tim Williams	1	23	23.0	1	23
Ronnie Harrison	1	55	55.0	1	55
Total	5	186	37.2	5	75
Opponents	1	44	44.0	1	44

SCORING

	TD	FGs	PATs				DXP	Saf	Points
			Kick	Rush	Rcv	Pass			
Adam Griffith	0	11-17	44-44	0-0	0	0-0	0	0	77
Jalen Hurts	10	0-0	0-0	0-0	0	0-1	0	0	60
Calvin Ridley	6	0-0	0-0	0-0	0	0-0	0	0	36
Bo Scarbrough	5	0-0	0-0	0-0	0	0-0	0	0	30
ArDarius Stewart	4	0-0	0-0	0-0	0	0-0	0	0	24
Eddie Jackson	3	0-0	0-0	0-0	0	0-0	0	0	18
Josh Jacobs	3	0-0	0-0	0-0	0	0-0	0	0	18
O.J. Howard	2	0-0	0-0	0-0	0	0-0	0	0	12
Damien Harris	2	0-0	0-0	0-0	0	0-0	0	0	12
Ronnie Harrison	2	0-0	0-0	0-0	0	0-0	0	0	12
Jonathan Allen	2	0-0	0-0	0-0	0	0-0	0	0	12
Xavian Marks	1	0-0	0-0	0-0	0	0-0	0	0	6
Gehrig Dieter	1	0-0	0-0	0-0	0	0-0	0	0	6
Marlon Humphrey	1	0-0	0-0	0-0	0	0-0	0	0	6
Tim Williams	1	0-0	0-0	0-0	0	0-0	0	0	6
Minkah Fitzpatrick	1	0-0	0-0	0-0	0	0-0	0	0	6
B.J. Emmons	1	0-0	0-0	0-0	0	0-0	0	0	6
Da'Ron Payne	1	0-0	0-0	0-0	0	0-0	0	0	6
Mack Wilson	1	0-0	0-0	0-0	0	0-0	0	0	6
Andy Pappanastos	0	0-0	2-2	0-0	0	0-0	0	0	2
Total	47	11-17	46-46	0-0	0	0-1	0	0	361
Opponents	13	10-13	11-11	0-0	0	0-2	0	0	119

TOTAL OFFENSE

	G	Plays	Rush	Pass	Total	Avg/G
Jalen Hurts	9	338	635	1685	2320	257.8
Damien Harris	9	99	750	0	750	83.3
Josh Jacobs	9	58	378	0	378	42.0
Bo Scarbrough	9	62	358	0	358	39.8
Blake Barnett	3	26	-17	219	202	67.3
B.J. Emmons	7	35	173	0	173	24.7
Cooper Bateman	9	13	-11	69	58	6.4
Derrick Gore	8	7	46	0	46	5.8
A. Stewart	7	4	33	0	33	4.7
Calvin Ridley	9	5	21	0	21	2.3
Avery Reid	1	2	4	0	4	4.0
Robert Foster	7	1	-5	0	-5	-0.7
TEAM	6	7	-31	0	-31	-5.2
Total	9	657	2334	1973	4307	478.6
Opponents	9	571	594	1727	2321	257.9

FIELD GOALS

	FGM-FGA	Pct	01-19	20-29	30-39	40-49	50-99	Lg	Blk
Adam Griffith	11-17	64.7	0-0	5-6	4-6	2-5	0-0	48	0

FG SEQUENCE

	Alabama	Opponents
vs. Southern Cal	(29)	(47),(41)
WKU	48,(36)	(25),47
at Ole Miss	(32),47,(30)	(23),(18),(38)
Kent State	(28),(48)	37
Kentucky	(44),35,(24)	(45),(30)
at Arkansas	-	(25)
Tennessee	37	(37)
Texas A&M	(32),(28),29	-
LSU	42,(25)	49

Numbers in (parentheses) indicate field goal was made.

PUNTING

	No.	Yds	Avg	Long	TB	FC	I20	50+	Blkd
JK Scott	33	1588	48.1	66	5	9	12	18	0
Total	33	1588	48.1	66	5	9	12	18	0
Opponents	67	3056	45.6	68	3	20	22	21	0

KICKOFFS

	No.	Yds	Avg	TB	OB	Retn	Net	YdLn
Adam Griffith	63	3991	63.3	34	1			
JK Scott	2	130	65.0	1	0			
Andy Pappanastos	2	114	57.0	0	0			
Total	67	4235	63.2	35	1	673	40.1	24
Opponents	30	1861	62.0	8	3	365	43.2	21

ALL PURPOSE

	G	Rush	Rec	PR	KOR	IR	Tot	Avg/G
Damien Harris	9	750	72	0	0	0	822	91.3
Jalen Hurts	9	635	0	0	0	0	635	70.6
ArDarius Stewart	7	33	527	0	37	0	597	85.3
Calvin Ridley	9	21	520	4	0	0	545	60.6
Josh Jacobs	9	378	89	0	0	0	467	51.9
Bo Scarbrough	9	358	15	0	0	0	373	41.4
Eddie Jackson	8	0	0	253	0	55	308	38.5
O.J. Howard	9	0	275	0	0	0	275	30.6
Trevon Diggs	9	0	73	16	166	0	255	28.3
Xavian Marks	3	0	0	105	123	0	228	76.0
B.J. Emmons	7	173	20	0	26	0	219	31.3
Gehrig Dieter	9	0	175	0	0	0	175	19.4
Minkah Fitzpatrick	9	0	0	0	0	114	114	12.7
Cam Sims	8	0	65	0	0	0	65	8.1
Ronnie Harrison	9	0	0	0	0	64	64	7.1
Miller Forristall	9	0	54	0	0	0	54	6.0
Robert Foster	7	-5	55	0	0	0	50	7.1
Derrick Gore	8	46	0	0	0	0	46	5.8
Marlon Humphrey	9	0	0	0	0	18	18	2.0
Derek Kief	6	0	17	0	0	0	17	2.8
Dakota Ball	9	0	0	0	13	0	13	1.4
Hale Hentges	9	0	10	0	0	0	10	1.1
Brandon Greene	9	0	5	0	0	0	5	0.6
Avery Reid	1	4	0	0	0	0	4	4.0
Mack Wilson	9	0	1	0	0	0	1	0.1
Cooper Bateman	9	-11	0	0	0	0	-11	-1.2
Blake Barnett	3	-17	0	0	0	0	-17	-5.7
TEAM	6	-31	0	0	0	0	-31	-5.2
Total	9	2334	1973	378	365	251	5301	589.0
Opponents	9	594	1727	109	673	21	3124	347.1

ALABAMA DEFENSIVE STATISTICS

DEFENSIVE LEADERS	GP	Tackles			TFL/Yds	Sacks No-Yards	Pass Def			Fumbles		Blkd	
		Solo	Ast	Total			Int-Yds	BrUp	QBH	Rcv-Yds	FF	Kick	Saf
Reuben Foster	9	31	33	64	6.0-28	2.0-18	.	2	4
Shaun Dion Hamilton	9	25	22	47	8.5-32	2.0-17	1	.	.
Ronnie Harrison	9	28	16	44	1.5-8	.	2-64	4	2	2-55	.	1	.
Minkah Fitzpatrick	9	24	15	39	2.0-13	1.5-13	4-114	6	.	.	1	.	.
Jonathan Allen	9	19	19	38	7.5-55	7.0-55	.	2	11	2-105	.	1	.
Ryan Anderson	9	16	19	35	12.5-65	5.5-42	.	2	7	1-0	3	.	.
Dalvin Tomlinson	9	10	21	31	4.0-31	3.0-28	.	3	2	.	1	.	.
Marlon Humphrey	9	21	7	28	2.0-5	.	2-18	4	.	.	1	.	.
Rashaan Evans	8	18	7	25	2.5-6	2.5-6	.	.	3	.	1	.	.
Eddie Jackson	8	15	9	24	2.5-7	.	1-55	2
Anthony Averett	9	20	2	22	1.0-5	.	.	5	.	.	1	.	.
Tim Williams	9	14	6	20	11.0-87	7.0-77	.	1	8	1-23	2	.	.
Da'Ron Payne	9	8	10	18	2.5-10	1.0-8	.	1	2	1-3	.	.	.
Keith Holcombe	9	10	7	17	1.0-1	.	.	1
Hootie Jones	9	13	3	16	.	.	.	3	.	.	1	.	.
Anfernee Jennings	9	5	8	13	1.0-2	.	.	.	3
Da'Shawn Hand	9	6	7	13	3.0-11	2.0-7	.	.	3	.	1	.	.
Christian Miller	9	4	7	11	2.5-14	2.0-12	.	.	3
Dakota Ball	9	6	5	11	1.0-10	0.5-8	.	.	1
Tony Brown	5	2	5	7
Terrell Hall	6	4	2	6	1.0-9	1.0-9
Levi Wallace	5	3	2	5	.	.	.	2
Deionte Thompson	9	2	3	5
Shyheim Carter	4	4	1	5
Mack Wilson	9	4	.	4	1-0	.	.	.
Joshua Frazier	8	.	4	4
Aaron Robinson	9	2	2	4
Trevon Diggs	9	1	2	3
B.J. Emmons	7	1	2	3
Keaton Anderson	9	1	1	2
Damien Harris	9	1	1	2
Raekwon Davis	4	.	2	2
Gehrig Dieter	9	.	1	1
Josh Jacobs	9	1	.	1
Bo Scarbrough	9	.	1	1
Robert Foster	7	1	.	1
Jalen Hurts	9	1	.	1
Derek Kief	6	.	1	1
O.J. Howard	9	1	.	1
O.J. Smith	1	1	.	1
T.J. Simmons	7	1	.	1
Total	9	324	253	577	73-399	37-300	9-251	38	49	8-186	13	2	.
Opponents	9	404	268	672	63.0-225	15-95	6-21	17	29	8-44	9	.	.

PARTICIPATION CHART

Name	GP/GS	USC	WKU	OM	KENT	UK	ARK	UT	TAMU	LSU
Jonathan Allen	9/9	START	START	START	START	START	START	START	START	START
Keaton Anderson	9/-	XXX	XXX	XXX	XXX	XXX	XXX	XXX	XXX	XXX
Ryan Anderson	9/9	START	START	START	START	START	START	START	START	START
Anthony Averett	9/7	XXX	START	START	START	START	XXX	START	START	START
Dakota Ball	9/-	XXX	XXX	XXX	XXX	XXX	XXX	XXX	XXX	XXX
Blake Barnett	3/1	START	XXX	...	XXX
Cooper Bateman	9/-	XXX	XXX	XXX	XXX	XXX	XXX	XXX	XXX	XXX
Bradley Bozeman	9/9	START	START	START	START	START	START	START	START	START
Tony Brown	5/1	XXX	XXX	XXX	XXX	START
Shyheim Carter	4/-	XXX	XXX	XXX	XXX
Josh Casher	2/-	XXX	XXX
David Cornwell	1/-	XXX
Lester Cotton	8/5	START	START	...	XXX	XXX	XXX	START	START	START
Raekwon Davis	4/-	...	XXX	XXX	XXX	XXX
Gehrig Dieter	9/7	XXX	START	START	START	START	START	XXX	START	START
Trevon Diggs	9/-	XXX	XXX	XXX	XXX	XXX	XXX	XXX	XXX	XXX
B.J. Emmons	7/-	XXX	XXX	...	XXX	XXX	XXX	XXX	XXX	...
Rashaan Evans	8/-	XXX	XXX	XXX	...	XXX	XXX	XXX	XXX	XXX
Raheem Falkins	4/-	XXX	XXX	XXX	XXX
Minkah Fitzpatrick	9/9	START	START	START	START	START	START	START	START	START
Miller Forristall	9/1	START	XXX	XXX	XXX	XXX	XXX	XXX	XXX	XXX
Reuben Foster	9/9	START	START	START	START	START	START	START	START	START
Robert Foster	7/-	XXX	XXX	XXX	...	XXX	XXX	XXX	XXX	...
Joshua Frazier	8/-	XXX	...	XXX	XXX	XXX	XXX	XXX	XXX	XXX
Derrick Gore	8/-	...	XXX	XXX	XXX	XXX	XXX	XXX	XXX	XXX
Brandon Greene	9/-	XXX	XXX	XXX	XXX	XXX	XXX	XXX	XXX	XXX
Adam Griffith	9/-	XXX	XXX	XXX	XXX	XXX	XXX	XXX	XXX	XXX
Terrell Hall	6/-	XXX	XXX	...	XXX	XXX	XXX	XXX
Shaun Dion Hamilton	9/8	START	START	START	START	START	START	START	XXX	START
Da'Shawn Hand	9/-	XXX	XXX	XXX	XXX	XXX	XXX	XXX	XXX	XXX
Damien Harris	9/7	START	START	START	START	START	START	XXX	START	START
Truett Harris	2/-	XXX	XXX
Ronnie Harrison	9/9	START	START	START	START	START	START	START	START	START
J.C. Hassenauer	6/-	XXX	XXX	...	XXX	XXX	XXX	XXX
Hale Hentges	9/3	XXX	START	START	XXX	XXX	XXX	START	XXX	XXX
Keith Holcombe	9/-	XXX	XXX	XXX	XXX	XXX	XXX	XXX	XXX	XXX
O.J. Howard	9/7	START	XXX	XXX	START	START	START	START	START	START
Marlon Humphrey	9/9	START	START	START	START	START	START	START	START	START
Jalen Hurts	9/8	XXX	START	START	START	START	START	START	START	START
Eddie Jackson	8/8	START	START	START	START	START	START	START	START	...
Josh Jacobs	9/1	XXX	XXX	XXX	XXX	START	XXX	XXX	XXX	XXX
Anfernee Jennings	9/-	XXX	XXX	XXX	XXX	XXX	XXX	XXX	XXX	XXX
Hootie Jones	9/1	XXX	XXX	XXX	XXX	XXX	XXX	XXX	START	XXX
Brandon Kennedy	6/-	XXX	XXX	...	XXX	XXX	XXX	XXX
Derek Kief	6/-	XXX	XXX	...	XXX	...	XXX	XXX	XXX	...
Jamar King	1/-	XXX
Korren Kirven	9/-	XXX	XXX	XXX	XXX	XXX	XXX	XXX	XXX	XXX
Xavian Marks	3/-	XXX	XXX	XXX
Jared Mayden	2/-	XXX	...	XXX
Cole Mazza	9/-	XXX	XXX	XXX	XXX	XXX	XXX	XXX	XXX	XXX
Christian Miller	9/-	XXX	XXX	XXX	XXX	XXX	XXX	XXX	XXX	XXX
Jamey Mosley	3/-	XXX	XXX	...	XXX
Andy Pappanastos	2/-	...	XXX	...	XXX
Da'Ron Payne	9/9	START	START	START	START	START	START	START	START	START
Ross Pierschbacher	9/9	START	START	START	START	START	START	START	START	START
Avery Reid	1/-	XXX
Calvin Ridley	9/9	START	START	START	START	START	START	START	START	START
Aaron Robinson	9/-	XXX	XXX	XXX	XXX	XXX	XXX	XXX	XXX	XXX
Cam Robinson	9/9	START	START	START	START	START	START	START	START	START
Bo Scarbrough	9/1	XXX	XXX	XXX	XXX	XXX	XXX	START	XXX	XXX
JK Scott	9/-	XXX	XXX	XXX	XXX	XXX	XXX	XXX	XXX	XXX
T.J. Simmons	7/-	XXX	XXX	XXX	XXX	XXX	XXX	XXX
Cam Sims	8/2	XXX	...	XXX	START	START	XXX	XXX	XXX	XXX
Irv Smith Jr.	5/-	XXX	XXX	XXX	XXX	XXX
O.J. Smith	1/-	...	XXX
ArDarius Stewart	7/7	START	START	START	START	START	START	START
Alphonse Taylor	5/4	...	XXX	START	START	START	START
Deionte Thompson	9/-	XXX	XXX	XXX	XXX	XXX	XXX	XXX	XXX	XXX
Dalvin Tomlinson	9/9	START	START	START	START	START	START	START	START	START
Levi Wallace	5/-	XXX	XXX	XXX	XXX	XXX
Dallas Warmack	6/-	XXX	XXX	...	XXX	XXX	XXX	XXX
Jonah Williams	9/9	START	START	START	START	START	START	START	START	START
Tim Williams	9/2	START	XXX	XXX	XXX	XXX	START	XXX	XXX	XXX
Mack Wilson	9/-	XXX	XXX	XXX	XXX	XXX	XXX	XXX	XXX	XXX
Matt Womack	6/-	XXX	XXX	...	XXX	XXX	XXX	XXX

RUSHING/RECEIVING/PASSING GAME-BY-GAME

RUSHING

	No-Yds/TD	USC	WKU	OM	KENT	UK	ARK	UT	TAMU	LSU
Damien Harris	99-750/1	9-138/0	11-45/0	16-144/1	4-18/0	2-11/0	13-122/0	14-94/0	18-125/0	12-53/0
Jalen Hurts	115-635/10	9-32/2	11-19/0	18-146/0	7-54/1	9-25/0	8-20/2	12-132/3	21-93/1	20-114/1
Josh Jacobs	58-378/3	4-20/0	-	3-33/0	11-97/2	16-100/1	3-57/0	6-38/0	10-36/0	5-3/0
Bo Scarbrough	62-358/5	11-36/1	5-19/1	7-13/1	3-19/0	5-21/0	7-56/1	5-109/1	8-33/0	11-52/0
B.J. Emmons	35-173/1	6-18/0	6-41/1	DNP	8-51/0	3-16/0	3-9/0	9-38/0	-	DNP
Derrick Gore	7-46/0	DNP	1-1/0	-	6-45/0	-	-	-	-	-
ArDarius Stewart	4-33/0	1-17/0	2-12/0	-	DNP	DNP	-	-	-	1-4/0
Calvin Ridley	5-21/1	-	1-6/0	2-2/1	1-7/0	1-6/0	-	-	-	-
Avery Reid	2-4/0	DNP	DNP	DNP	2-4/0	DNP	DNP	DNP	DNP	DNP
Robert Foster	1--5/0	-	1--5/0	-	DNP	-	-	-	-	DNP
Cooper Bateman	3--11/0	1--9/0	-	-	-	-	-	2--2/0	-	-
Blake Barnett	7--17/0	4--10/0	-	DNP	3--7/0	DNP	DNP	DNP	DNP	DNP
TEAM	7--31/0	DNP	1--14/0	2--4/0	1--3/0	1--6/0	-	DNP	DNP	2--4/0

RECEIVING

	No-Yds/TD	USC	WKU	OM	KENT	UK	ARK	UT	TAMU	LSU
ArDarius Stewart	31-527/4	4-113/2	5-90/1	4-2/0	DNP	DNP	5-120/0	8-90/1	2-57/0	3-55/0
Calvin Ridley	46-520/5	2-9/0	9-129/1	8-81/0	1-5/0	11-174/2	3-14/1	6-58/0	4-27/1	2-23/0
O.J. Howard	23-275/2	3-39/0	2-29/0	2-24/0	3-60/1	2-13/0	1-21/0	1-23/0	8-69/1	1--3/0
Gehrig Dieter	8-175/1	1-45/1	2-56/0	2-47/0	1-10/0	1-11/0	1-6/0	-	-	-
Josh Jacobs	8-89/0	-	-	-	2-23/0	3-44/0	-	1-8/0	1-11/0	1-3/0
Trevon Diggs	8-73/0	-	1-14/0	-	3-23/0	2-14/0	-	1-13/0	-	1-9/0
Damien Harris	9-72/1	-	2-14/0	2-1/0	-	1-6/0	2-60/1	1--7/0	-	1--2/0
Cam Sims	6-65/0	1-12/0	DNP	-	4-54/0	1--1/0	-	-	-	-
Robert Foster	5-55/0	-	3-13/0	-	DNP	2-42/0	-	-	-	DNP
Miller Forristall	2-54/0	-	-	-	-	-	1-32/0	-	-	1-22/0
B.J. Emmons	2-20/0	-	-	DNP	1-17/0	1-3/0	-	-	-	DNP
Derek Kief	3-17/0	-	-	DNP	3-17/0	DNP	-	-	-	DNP
Bo Scarbrough	2-15/0	-	-	-	1-6/0	1-9/0	-	-	-	-
Hale Hentges	3-10/0	-	1-6/0	1-3/0	1-1/0	-	-	-	-	-
Brandon Greene	1-5/0	1-5/0	-	-	-	-	-	-	-	-
Mack Wilson	1-1/1	-	-	-	1-1/1	-	-	-	-	-
Derrick Gore	1-0/0	DNP	-	-	1-0/0	-	-	-	-	-

PASSING

Jalen Hurts	Att	Comp	Int	Pct	Yards	TD	Long	Sack	Yds	Effic
vs. Southern Cal	11	6	1	54.5	118	2	71	0	0	186.5
WKU	36	23	0	63.9	287	2	51	2	15	149.2
at Ole Miss	31	19	0	61.3	158	0	45	1	9	104.1
Kent State	24	16	0	66.7	164	1	31	0	0	137.8
Kentucky	33	20	0	60.6	262	2	46	2	13	147.3
at Arkansas	17	13	1	76.5	253	2	67	0	0	228.5
at Tennessee	27	17	1	63.0	172	1	31	1	14	121.3
Texas A&M	25	15	2	60.0	164	2	45	3	11	125.5
LSU	19	10	1	52.6	107	0	52	1	5	89.4
TOTALS	223	139	6	62.3	1685	12	71	10	67	138.2

Cooper Bateman	Att	Comp	Int	Pct	Yards	TD	Long	Sack	Yds	Effic
vs. Southern Cal	1	1	0	100.0	5	0	5	1	9	142.0
Kent State	3	2	0	66.7	-2	0	0	0	0	61.1
Kentucky	5	5	0	100.0	53	0	27	0	0	189.0
Tennessee	1	1	0	100.0	13	0	13	0	0	209.2
TOTALS	10	9	0	90.0	69	0	27	1	9	148.0

Blake Barnett	Att	Comp	Int	Pct	Yards	TD	Long	Sack	Yds	Effic
vs. Southern Cal	6	5	0	83.3	100	1	45	2	12	278.3
WKU	6	2	0	33.3	64	0	52	0	0	122.9
Kent State	7	4	0	57.1	55	1	34	2	7	170.3
TOTALS	19	11	0	57.9	219	2	52	4	19	189.5

TACKLES GAME-BY-GAME

TOTAL TACKLES

	UA-A	TOT	USC	WKU	OM	KENT	UK	ARK	UT	TAMU	LSU
Reuben Foster	31-33	64	2-2	5-1	4-8	2-5	5-1	1-1	2-2	8-4	2-9
Shaun Dion Hamilton	25-22	47	5-0	0-4	4-3	1-0	4-4	4-5	5-1	-	2-5
Ronnie Harrison	28-16	44	0-2	3-0	3-1	3-0	3-4	5-3	6-1	4-2	1-3
Minkah Fitzpatrick	24-15	39	3-3	3-2	4-2	1-2	1-1	4-1	4-2	3-0	1-2
Jonathan Allen	19-19	38	4-0	1-2	0-4	0-3	6-2	1-2	3-1	3-3	1-2
Ryan Anderson	16-19	35	3-1	1-2	1-2	0-1	1-2	4-5	2-0	4-0	0-6
Dalvin Tomlinson	10-21	31	1-0	1-2	0-7	0-1	1-1	3-0	2-3	1-2	1-5
Marlon Humphrey	21-7	28	1-1	2-0	4-1	0-1	2-1	2-1	1-0	3-0	6-2
Rashaan Evans	18-7	25	4-0	2-1	1-1	DNP	4-1	3-4	2-0	1-0	1-0
Eddie Jackson	15-9	24	2-0	3-1	0-2	1-1	4-0	1-3	1-2	3-0	DNP
Anthony Averett	20-2	22	7-1	2-0	1-0	1-0	1-0	2-0	4-0	2-0	0-1
Tim Williams	14-6	20	2-0	-	1-1	1-1	4-0	1-0	2-0	2-1	1-3
Da'Ron Payne	8-10	18	-	1-2	1-3	2-0	0-1	1-2	1-1	1-1	1-0
Keith Holcombe	10-7	17	3-2	1-1	0-1	4-2	-	-	2-1	-	-
Hootie Jones	13-3	16	-	1-0	2-0	2-2	1-0	2-1	1-0	4-0	-
Anfernee Jennings	5-8	13	1-2	-	1-0	1-1	0-1	1-1	-	-	1-3
Da'Shawn Hand	6-7	13	-	-	0-2	0-1	2-2	1-0	2-2	1-0	-
Dakota Ball	6-5	11	1-0	3-2	1-0	1-2	0-1	-	-	-	-
Christian Miller	4-7	11	-	1-0	-	1-2	0-1	0-2	1-2	1-0	-
Tony Brown	2-5	7	DNP	DNP	DNP	DNP	0-1	1-1	0-1	1-1	0-1
Terrell Hall	4-2	6	-	DNP	DNP	1-1	DNP	2-0	-	1-1	-
Levi Wallace	3-2	5	1-0	0-1	-	2-1	DNP	DNP	-	DNP	DNP
Shyheim Carter	4-1	5	-	-	4-1	-	DNP	DNP	DNP	DNP	DNP
Deionte Thompson	2-3	5	0-1	-	2-0	-	-	0-1	0-1	-	-
Joshua Frazier	0-4	4	-	DNP	0-2	-	-	-	-	0-1	0-1
Aaron Robinson	2-2	4	1-1	-	0-1	1-0	-	-	-	-	-
Mack Wilson	4-0	4	-	-	-	1-0	1-0	-	-	2-0	-
Trevon Diggs	1-2	3	-	-	-	-	-	0-1	1-0	0-1	-
JK Scott	0-3	3	0-2	-	-	-	-	-	-	-	-
B.J. Emmons	1-2	3	1-0	0-1	DNP	0-1	-	-	-	-	DNP
Keaton Anderson	1-1	2	-	0-1	-	-	-	-	-	-	1-0
Damien Harris	1-1	2	-	-	-	-	-	-	-	1-0	0-1
Raekwon Davis	0-2	2	DNP	-	-	0-1	DNP	DNP	0-1	DNP	DNP
Jalen Hurts	1-0	1	-	-	-	-	-	-	1-0	-	-
Robert Foster	1-0	1	-	-	-	DNP	-	-	1-0	-	DNP
Josh Jacobs	1-0	1	-	-	-	-	-	-	-	-	1-0
T.J. Simmons	1-0	1	-	1-0	-	-	-	-	DNP	DNP	-
O.J. Howard	1-0	1	-	-	-	-	-	1-0	-	-	-
O.J. Smith	1-0	1	DNP	1-0	DNP	DNP	DNP	DNP	DNP	DNP	DNP
Gehrig Dieter	0-1	1	-	-	-	-	-	-	0-1	-	-
Bo Scarbrough	0-1	1	-	0-1	-	-	-	-	-	-	-
Derek Kief	0-1	1	-	-	DNP	-	DNP	-	-	0-1	DNP

SUPERLATIVES

INDIVIDUAL GAME HIGHS

Rushes	21	Jalen Hurts vs Texas A&M (Oct 22, 2016)
Yards Rushing	146	Jalen Hurts at Ole Miss (Sep 17, 2016)
TD Rushes	3	Jalen Hurts at Tennessee (Oct 15, 2016)
Long Rush	85	Bo Scarbrough at Tennessee (Oct 15, 2016)
Pass attempts	36	Jalen Hurts vs WKU (Sep 10, 2016)
Pass completions	23	Jalen Hurts vs WKU (Sep 10, 2016)
Yards Passing	287	Jalen Hurts vs WKU (Sep 10, 2016)
TD Passes	2	Jalen Hurts vs USC (Sep 03, 2016)
		Jalen Hurts vs WKU (Sep 10, 2016)
		Jalen Hurts vs Kentucky (Oct 01, 2016)
		Jalen Hurts at Arkansas (Oct 08, 2016)
		Jalen Hurts vs Texas A&M (Oct 22, 2016)
Long Pass	71	Jalen Hurts vs USC (Sep 03, 2016)
Receptions	11	Calvin Ridley vs Kentucky (Oct 01, 2016)
Yards Receiving	174	Calvin Ridley vs Kentucky (Oct 01, 2016)
TD Receptions	2	A. Stewart vs USC (Sep 03, 2016)
		Calvin Ridley vs Kentucky (Oct 01, 2016)
Long Reception	71	A. Stewart vs USC (Sep 03, 2016)
Field Goals	2	Adam Griffith at Ole Miss (Sep 17, 2016)
		Adam Griffith vs Kent (Sep 24, 2016)
		Adam Griffith vs Kentucky (Oct 01, 2016)
		Adam Griffith vs Texas A&M (Oct 22, 2016)
Long Field Goal	48	Adam Griffith vs Kent (Sep 24, 2016)
Punts	5	JK Scott vs USC (Sep 03, 2016)
		JK Scott vs WKU (Sep 10, 2016)
		JK Scott at Ole Miss (Sep 17, 2016)
		JK Scott at LSU (Nov 05, 2016)
Punting Avg	58.0	JK Scott vs Kentucky (Oct 01, 2016)
Long Punt	66	JK Scott at LSU (Nov 05, 2016)
Punts inside 20	3	JK Scott vs USC (Sep 03, 2016)
		JK Scott vs WKU (Sep 10, 2016)
Long Punt Return	85	Eddie Jackson at Ole Miss (Sep 17, 2016)
Long Kickoff Return	41	Trevon Diggs at Ole Miss (Sep 17, 2016)
Tackles	12	Reuben Foster at Ole Miss (Sep 17, 2016)
		Reuben Foster vs Texas A&M (Oct 22, 2016)
Sacks	2.0	Jonathan Allen vs USC (Sep 03, 2016)
		Tim Williams vs Texas A&M (Oct 22, 2016)
Tackles For Loss	3.0	Tim Williams vs Kentucky (Oct 01, 2016)
		Ryan Anderson vs Texas A&M (Oct 22, 2016)
Interceptions	3	M. Fitzpatrick at Arkansas (Oct 08, 2016)

TEAM GAME HIGHS

Rushes	57	vs Texas A&M (Oct 22, 2016)
Yards Rushing	409	at Tennessee (Oct 15, 2016)
Yards Per Rush	8.5	at Tennessee (Oct 15, 2016)
TD Rushes	4	at Tennessee (Oct 15, 2016)
Pass attempts	42	vs WKU (Sep 10, 2016)
Pass completions	25	vs WKU (Sep 10, 2016)
		vs Kentucky (Oct 01, 2016)
Yards Passing	351	vs WKU (Sep 10, 2016)
Yards Per Pass	14.9	at Arkansas (Oct 08, 2016)
TD Passes	3	vs USC (Sep 03, 2016)
Total Plays	82	vs Texas A&M (Oct 22, 2016)
Total Offense	594	at Tennessee (Oct 15, 2016)
Yards Per Play	10.1	at Arkansas (Oct 08, 2016)
Points	52	vs USC (Sep 03, 2016)
Sacks By	7	at Arkansas (Oct 08, 2016)
First Downs	28	at Tennessee (Oct 15, 2016)
		vs Texas A&M (Oct 22, 2016)
Penalties	12	vs WKU (Sep 10, 2016)
Penalty Yards	86	at Arkansas (Oct 08, 2016)
Turnovers	3	at Arkansas (Oct 08, 2016)
Interceptions By	3	at Arkansas (Oct 08, 2016)
Punts	5	vs USC (Sep 03, 2016)
		vs WKU (Sep 10, 2016)
		at Ole Miss (Sep 17, 2016)
		at LSU (Nov 05, 2016)
Punting Avg	58.0	vs Kentucky (Oct 01, 2016)
Long Punt	66	at LSU (Nov 05, 2016)
Punts inside 20	3	vs USC (Sep 03, 2016)
		vs WKU (Sep 10, 2016)
Long Punt Return	85	at Ole Miss (Sep 17, 2016)

OPPONENT INDIVIDUAL GAME HIGHS

Rushes	17	L. Fournette, at LSU (Nov 05, 2016)
Yards Rushing	62	Keith Ford, vs Texas A&M (Oct 22, 2016)
TD Rushes	1	Akeem Judd, at Ole Miss (Sep 17, 2016)
		R. Williams, at Arkansas (Oct 08, 2016)
		Kamara, A., at Tennessee (Oct 15, 2016)
Long Rush	47	RANKIN, Justin, vs Kent (Sep 24, 2016)
Pass attempts	48	Austin Allen, at Arkansas (Oct 08, 2016)
Pass completions	26	Chad Kelly, at Ole Miss (Sep 17, 2016)
Yards Passing	421	Chad Kelly, at Ole Miss (Sep 17, 2016)
TD Passes	3	Chad Kelly, at Ole Miss (Sep 17, 2016)
		Austin Allen, at Arkansas (Oct 08, 2016)
Long Pass	63	Chad Kelly, at Ole Miss (Sep 17, 2016)
Receptions	9	TAYLOR, Taywan, vs WKU (Sep 10, 2016)
		Evan Ingram, at Ole Miss (Sep 17, 2016)
		Christian Kirk, vs Texas A&M (Oct 22, 2016)
Yards Receiving	146	Jared Cornelius, at Arkansas (Oct 08, 2016)
TD Receptions	2	Keon Hatcher, at Arkansas (Oct 08, 2016)
Long Reception	63	Evan Ingram, at Ole Miss (Sep 17, 2016)
Field Goals	3	Gary Wunderlich, at Ole Miss (Sep 17, 2016)
Long Field Goal	47	Boermeester, Ma, vs USC (Sep 03, 2016)
Punts	10	Tilbey, Chris, vs USC (Sep 03, 2016)
		Daniel, T., at Tennessee (Oct 15, 2016)
Punting Avg	54.7	Gary Wunderlich, at Ole Miss (Sep 17, 2016)
Long Punt	68	Gary Wunderlich, at Ole Miss (Sep 17, 2016)
Punts inside 20	5	Josh Growden, at LSU (Nov 05, 2016)
Long Punt Return	32	Kamara, A., at Tennessee (Oct 15, 2016)
Long Kickoff Return	40	Jackson, Adoree, vs USC (Sep 03, 2016)
Tackles	16	K. Beckwith, at LSU (Nov 05, 2016)
Sacks	1.5	Hutchings, Mich, vs USC (Sep 03, 2016)
Tackles For Loss	3.5	Myles Garrett, vs Texas A&M (Oct 22, 2016)
Interceptions	1	Marshall, Iman, vs USC (Sep 03, 2016)
		Dwayne Eugene, at Arkansas (Oct 08, 2016)
		Barnett, D., at Tennessee (Oct 15, 2016)
		Justin Evans, vs Texas A&M (Oct 22, 2016)
		Claude George, vs Texas A&M (Oct 22, 2016)
		Jamal Adams, at LSU (Nov 05, 2016)

OPPONENT TEAM GAME HIGHS

Rushes	38	vs Texas A&M (Oct 22, 2016)
Yards Rushing	114	vs Texas A&M (Oct 22, 2016)
Yards Per Rush	3.1	at Ole Miss (Sep 17, 2016)
TD Rushes	1	at Ole Miss (Sep 17, 2016)
		at Arkansas (Oct 08, 2016)
		at Tennessee (Oct 15, 2016)
		at Arkansas (Oct 08, 2016)
Pass attempts	48	at Arkansas (Oct 08, 2016)
Pass completions	26	at Ole Miss (Sep 17, 2016)
Yards Passing	421	at Ole Miss (Sep 17, 2016)
Yards Per Pass	10.5	at Ole Miss (Sep 17, 2016)
TD Passes	3	at Ole Miss (Sep 17, 2016)
		at Arkansas (Oct 08, 2016)
Total Plays	84	at Arkansas (Oct 08, 2016)
Total Offense	522	at Ole Miss (Sep 17, 2016)
Yards Per Play	7.2	at Ole Miss (Sep 17, 2016)
Points	43	at Ole Miss (Sep 17, 2016)
Sacks By	3	vs USC (Sep 03, 2016)
		vs Texas A&M (Oct 22, 2016)
First Downs	25	at Arkansas (Oct 08, 2016)
Penalties	9	vs Texas A&M (Oct 22, 2016)
Penalty Yards	81	vs Texas A&M (Oct 22, 2016)
Turnovers	5	at Arkansas (Oct 08, 2016)
Interceptions By	2	vs Texas A&M (Oct 22, 2016)
Punts	10	vs USC (Sep 03, 2016)
		at Tennessee (Oct 15, 2016)
Punting Avg	52.8	at Arkansas (Oct 08, 2016)
Long Punt	68	at Ole Miss (Sep 17, 2016)
Punts inside 20	5	at LSU (Nov 05, 2016)
Long Punt Return	32	at Tennessee (Oct 15, 2016)

ALABAMA DRIVE CHARTS

SOUTHERN CALIFORNIA

Team	Qtr	Drive Started			Drive Ended			Consumed	
		Spot	Time	Obtained	Spot	Time	How Lost	PI-Yds	TOP
UA	1st	A24	12:21	Kickoff	A31	10:23	Punt	4-7	1:58
UA	1st	A37	06:08	Downs	A44	04:25	Punt	3-7	1:43
UA	1st	A46	02:44	Punt	A48	02:37	Fumble	1-2	0:07
UA	1st	A10	01:08	Punt	A11	14:12	Punt	3-1	1:56
UA	2nd	A25	12:22	Punt	S47	09:26	Punt	8-28	2:56
UA	2nd	S36	09:02	Punt	S00	07:46	*TOUCHDOWN	3-36	1:16
UA	2nd	A25	06:25	Punt	S11	03:26	*FIELD GOAL	7-64	2:59
UA	2nd	S00	02:37	Interception	S00	02:37	*TOUCHDOWN	0-0	0:00
UA	2nd	A13	01:37	Punt	A15	00:00	End of half	3-2	1:37
UA	3rd	A25	15:00	Kickoff	S00	13:43	*TOUCHDOWN	3-75	1:17
UA	3rd	S13	12:47	Downs	S00	10:55	*TOUCHDOWN	4-13	1:52
UA	3rd	A38	09:00	Punt	A38	08:03	Interception	3-0	0:57
UA	3rd	A15	07:10	Punt	S00	05:53	*TOUCHDOWN	3-85	1:17
UA	3rd	A35	02:34	Kickoff	S00	13:11	*TOUCHDOWN	9-65	4:23
UA	4th	A33	11:19	Punt	S00	09:25	*TOUCHDOWN	4-67	1:54
UA	4th	A08	06:32	Punt	A16	02:08	Punt	6-8	4:24

WKU

Team	Qtr	Drive Started			Drive Ended			Consumed	
		Spot	Time	Obtained	Spot	Time	How Lost	PI-Yds	TOP
UA	1st	A31	13:38	Punt	W31	11:52	Missed FG	6-38	1:46
UA	1st	A23	11:09	Punt	W18	09:10	*FIELD GOAL	5-59	1:59
UA	1st	A23	08:03	Kickoff	A08	04:15	Punt	5--15	3:48
UA	1st	A33	04:05	Interception	W00	00:00	*TOUCHDOWN	9-67	4:05
UA	2nd	A20	11:17	Punt	A23	09:43	Punt	3-3	1:34
UA	2nd	W00	08:59	Interception	W00	08:59	*TOUCHDOWN	0-0	0:00
UA	2nd	A33	08:04	Punt	A35	06:55	Punt	3-2	1:09
UA	2nd	A17	03:39	Punt	W48	01:03	Punt	6-35	2:36
UA	2nd	A29	00:00	Missed FG	A29	00:00	End of half	0-0	0:00
UA	3rd	A16	15:00	Kickoff	W40	09:25	Punt	14-44	5:35
UA	3rd	W48	06:48	Punt	W00	03:48	*TOUCHDOWN	8-48	3:00
UA	3rd	A24	02:10	Punt	W00	13:14	*TOUCHDOWN	10-76	3:56
UA	4th	A41	09:11	Downs	W00	04:27	*TOUCHDOWN	11-59	4:44
UA	4th	A30	02:20	Punt	A26	01:34	Fumble	2--4	0:46
UA	4th	A26	00:46	Kickoff	A35	00:00	End of half	1-9	0:46

OLE MISS

Team	Qtr	Drive Started			Drive Ended			Consumed	
		Spot	Time	Obtained	Spot	Time	How Lost	PI-Yds	TOP
UA	1st	A25	13:07	Kickoff	O14	05:54	*FIELD GOAL	17-61	7:13
UA	1st	A48	04:56	Punt	O29	01:26	Missed FG	9-23	3:30
UA	2nd	A13	14:49	Punt	A14	13:44	Punt	3-1	1:05
UA	2nd	A20	12:31	Punt	A48	09:20	Punt	5-28	3:11
UA	2nd	A20	07:35	Kickoff	O45	05:32	Punt	5-35	2:03
UA	2nd	A42	04:32	Kickoff	A44	02:47	Fumble	3-2	1:45
UA	2nd	A50	02:47	Kickoff	O00	02:10	*TOUCHDOWN	3-50	0:37
UA	2nd	O00	01:05	Punt	O00	01:05	*TOUCHDOWN	0-0	0:00
UA	3rd	A25	15:00	Kickoff	A44	12:24	Punt	6-19	2:36
UA	3rd	O03	11:47	Fumble	O03	11:47	*TOUCHDOWN	0-0	0:00
UA	3rd	A37	10:27	Punt	O12	06:03	*FIELD GOAL	10-51	4:24
UA	3rd	A25	01:47	Kickoff	O00	00:16	*TOUCHDOWN	4-75	1:31
UA	4th	A23	13:12	Kickoff	O39	10:59	Punt	5-38	2:13
UA	4th	A42	09:36	Punt	O00	07:33	*TOUCHDOWN	5-58	2:03
UA	4th	A25	05:28	Fumble	A25	05:28	*TOUCHDOWN	0-0	0:00
UA	4th	A25	02:51	Kickoff	O49	00:00	End of half	7-26	2:51

KENT STATE

Team	Qtr	Drive Started			Drive Ended			Consumed	
		Spot	Time	Obtained	Spot	Time	How Lost	PI-Yds	TOP
UA	1st	A30	15:00	Kickoff	K00	12:14	*TOUCHDOWN	8-70	2:46
UA	1st	A21	09:45	Missed FG	K00	06:54	*TOUCHDOWN	10-79	2:51
UA	1st	A45	05:17	Punt	K00	03:39	*TOUCHDOWN	4-55	1:38
UA	1st	A14	02:47	Punt	K11	12:45	*FIELD GOAL	16-75	5:02
UA	2nd	K24	12:34	Fumble	K31	11:34	*FIELD GOAL	4--7	1:00
UA	2nd	A39	09:07	Punt	K00	06:47	*TOUCHDOWN	5-61	2:20
UA	2nd	A02	05:08	Punt	A15	03:42	Punt	4-13	1:26
UA	2nd	K00	02:14	Punt	K00	02:14	*TOUCHDOWN	0-0	0:00
UA	2nd	A02	00:27	Punt	A03	00:00	End of half	1-1	0:27
UA	3rd	A34	12:31	Punt	K00	06:14	*TOUCHDOWN	13-66	6:17
UA	3rd	A37	02:48	Punt	K26	00:25	Downs	6-37	2:23
UA	4th	A01	10:02	Downs	A15	07:04	Punt	5-14	2:58
UA	4th	A18	04:25	Punt	K49	00:00	End of half	6-33	4:25

KENTUCKY

Team	Qtr	Drive Started			Drive Ended			Consumed	
		Spot	Time	Obtained	Spot	Time	How Lost	PI-Yds	TOP
UA	1st	A29	15:00	Kickoff	K36	11:49	Downs	6-35	3:11
UA	1st	A25	08:52	Kickoff	A43	06:44	Fumble	7-18	2:08
UA	1st	A39	04:29	Fumble	K26	01:15	*FIELD GOAL	11-35	3:14
UA	2nd	A41	14:36	Punt	A42	13:23	Punt	3-1	1:13
UA	2nd	A39	12:20	Punt	K00	09:50	*TOUCHDOWN	7-61	2:30
UA	2nd	A45	06:56	Fumble	A45	06:56	*TOUCHDOWN	0-0	0:00
UA	2nd	A21	05:01	Punt	K17	00:44	Missed FG	14-62	4:17
UA	3rd	A22	13:30	Punt	K00	10:58	*TOUCHDOWN	8-78	2:32
UA	3rd	A24	08:49	Punt	K00	04:31	*TOUCHDOWN	9-76	4:18
UA	3rd	K49	01:06	Punt	K06	14:51	*FIELD GOAL	5-43	1:15
UA	4th	A11	05:09	Kickoff	K20	00:00	End of half	8-69	5:09

ARKANSAS

Team	Qtr	Drive Started			Drive Ended			Consumed	
		Spot	Time	Obtained	Spot	Time	How Lost	PI-Yds	TOP
UA	1st	V19	15:00	Kickoff	H01	11:07	Fumble	8-80	3:53
UA	1st	V27	08:13	Punt	H00	07:27	*TOUCHDOWN	3-73	0:46
UA	1st	H29	07:27	Fumble	H00	05:25	*TOUCHDOWN	5-29	2:02
UA	1st	V11	01:54	Kickoff	V37	13:17	Punt	7-26	3:37
UA	2nd	H23	12:25	Fumble	H23	12:25	*TOUCHDOWN	0-0	0:00
UA	2nd	V19	10:36	Punt	H00	08:53	*TOUCHDOWN	4-81	1:43
UA	2nd	V34	02:56	Kickoff	H00	01:25	*TOUCHDOWN	4-66	1:31
UA	2nd	V25	00:29	Kickoff	H39	00:00	End of half	3-36	0:29
UA	3rd	V30	13:13	Punt	H03	12:56	Fumble	1-67	0:17
UA	3rd	H18	12:36	Interception	H00	11:10	*TOUCHDOWN	4-18	1:26
UA	3rd	V36	07:43	Interception	V36	07:06	Interception	2-0	0:37
UA	3rd	V25	03:57	Kickoff	V30	02:10	Punt	3-5	1:47
UA	4th	H00	10:18	Interception	H00	10:18	*TOUCHDOWN	0-0	0:00
UA	4th	V25	08:03	Punt	V47	05:11	Punt	4-22	2:52
UA	4th	V47	03:18	Kickoff	H44	01:25	Punt	3-9	1:53

TENNESSEE

Team	Qtr	Drive Started			Drive Ended			Consumed	
		Spot	Time	Obtained	Spot	Time	How Lost	PI-Yds	TOP
UA	1st	A20	11:40	Punt	A34	08:42	Punt	5-14	2:58
UA	1st	A09	06:27	Punt	T00	03:29	*TOUCHDOWN	8-91	2:58
UA	1st	A25	01:23	Punt	A25	01:00	Punt	3-0	0:23
UA	1st	T00	00:14	Interception	T00	00:14	*TOUCHDOWN	0-0	0:00
UA	2nd	A22	14:07	Punt	A45	11:44	Punt	4-23	2:23
UA	2nd	A30	10:32	Punt	A11	10:11	Fumble	3--19	0:21
UA	2nd	A35	09:41	Kickoff	T00	07:22	*TOUCHDOWN	6-65	2:19
UA	2nd	A22	04:40	Punt	T12	01:24	Interception	9-66	3:16
UA	2nd	A16	01:02	Punt	T20	00:00	Missed FG	7-64	1:02
UA	3rd	A26	14:55	Kickoff	A28	13:10	Punt	4-2	1:45
UA	3rd	A49	10:10	Punt	T00	09:02	*TOUCHDOWN	5-51	1:08
UA	3rd	A25	04:03	Kickoff	T00	00:49	*TOUCHDOWN	8-75	3:14
UA	4th	T00	14:42	Punt	T00	14:42	*TOUCHDOWN	0-0	0:00
UA	4th	A14	12:37	Punt	T00	11:38	*TOUCHDOWN	2-86	0:59
UA	4th	A32	09:36	Downs	T07	00:54	Downs	13-61	8:42

TEXAS A&M

Team	Qtr	Drive Started			Drive Ended			Consumed	
		Spot	Time	Obtained	Spot	Time	How Lost	PI-Yds	TOP
UA	1st	A25	15:00	Kickoff	T15	11:57	*FIELD GOAL	9-60	3:03
UA	1st	A27	09:48	Punt	T11	04:43	*FIELD GOAL	13-62	5:05
UA	1st	A12	01:18	Punt	T00	12:59	*TOUCHDOWN	9-88	3:19
UA	2nd	A01	10:18	Punt	A10	07:19	Punt	6-9	2:59
UA	2nd	A43	06:06	Punt	A43	05:17	Interception	3-0	0:49
UA	2nd	A25	05:10	Interception	T12	02:20	Missed FG	7-63	2:50
UA	2nd	A38	00:38	Kickoff	T40	00:00	Interception	5-22	0:38
UA	3rd	A23	12:54	Kickoff	T00	06:33	*TOUCHDOWN	14-77	6:21
UA	3rd	A17	05:06	Punt	A19	02:39	Punt	3-2	2:27
UA	3rd	T30	00:21	Fumble	T30	00:21	*TOUCHDOWN	0-0	0:00
UA	4th	T47	13:44	Punt	T00	12:27	*TOUCHDOWN	3-47	1:17
UA	4th	A40	10:18	Downs	T41	05:03	Downs	9-19	5:15
UA	4th	A42	01:47	Downs	T30	00:00	End of half	4-28	1:47

LSU

Team	Qtr	Spot	Drive Started		Drive Ended			Consumed	
			Time	Obtained	Spot	Time	How Lost	Pl-Yds	TOP
UA	1st	A14	15:00	Kickoff	A14	13:48	Interception	3-0	1:12
UA	1st	A32	12:39	Missed FG	A41	11:52	Punt	3-9	0:47
UA	1st	A12	07:38	Punt	A15	05:16	Punt	3-3	2:22
UA	1st	A02	03:30	Punt	A34	14:50	Punt	9-32	3:40
UA	2nd	A09	08:22	Punt	L24	05:52	Missed FG	9-67	2:30
UA	2nd	A05	02:16	Punt	A10	01:10	Punt	3-5	1:06
UA	2nd	A42	00:01	Downs	A42	00:00	End of half	1-0	0:01
UA	3rd	A40	13:21	Punt	L06	11:30	Downs	5-54	1:51
UA	3rd	A46	09:59	Punt	A43	07:48	Punt	3--3	2:11
UA	3rd	A42	06:17	Punt	A42	05:42	Fumble	2-0	0:35
UA	3rd	A10	04:05	Punt	L00	13:08	*TOUCHDOWN	12-90	5:57
UA	4th	A43	12:32	Interception	L07	02:41	*FIELD GOAL	15-50	9:51
UA	4th	L35	01:52	Downs	L28	00:00	End of half	4-7	1:52

OPPONENT DRIVE CHARTS

SOUTHERN CALIFORNIA

Team	Qtr	Spot	Drive Started			Drive Ended			Consumed	
			Time	Obtained	Spot	Time	How Lost	PI-Yds	TOP	
USC	1st	S25	15:00	Kickoff	A29	12:28	*FIELD GOAL	6-46	2:32	
USC	1st	S19	10:23	Punt	A37	06:08	Downs	10-44	4:15	
USC	1st	S02	04:25	Punt	S02	02:44	Punt	3-0	1:41	
USC	1st	A48	02:37	Fumble	S49	01:08	Punt	3--3	1:29	
USC	2nd	S42	14:12	Punt	S34	12:22	Punt	3--8	1:50	
USC	2nd	S15	09:26	Punt	S15	09:02	Punt	3-0	0:24	
USC	2nd	S25	07:46	Kickoff	S29	06:25	Punt	3-4	1:21	
USC	2nd	S10	03:20	Kickoff	S12	02:37	Interception	2-2	0:43	
USC	2nd	S40	02:29	Kickoff	A44	01:37	Punt	4-16	0:52	
USC	3rd	S33	13:35	Kickoff	S13	12:47	Downs	4--20	0:48	
USC	3rd	S20	10:49	Kickoff	S22	09:00	Punt	3-2	1:49	
USC	3rd	S42	08:03	Interception	S43	07:10	Punt	3-1	0:53	
USC	3rd	S21	05:44	Kickoff	A23	02:34	*FIELD GOAL	8-56	3:10	
USC	4th	S25	13:11	Kickoff	S27	11:19	Punt	3-2	1:52	
USC	4th	S25	09:25	Kickoff	A43	06:32	Punt	7-32	2:53	
USC	4th	S47	02:08	Punt	A35	00:00	End of half	4-18	2:08	

WKU

Team	Qtr	Spot	Drive Started			Drive Ended			Consumed	
			Time	Obtained	Spot	Time	How Lost	PI-Yds	TOP	
WKU	1st	W22	15:00	Kickoff	W17	13:38	Punt	3--5	1:22	
WKU	1st	W31	11:52	Missed FG	W34	11:09	Punt	3-3	0:43	
WKU	1st	W21	09:10	Kickoff	A08	08:03	*FIELD GOAL	5-71	1:07	
WKU	1st	W47	04:15	Punt	W47	04:05	Interception	1-0	0:10	
WKU	2nd	W25	15:00	Kickoff	A46	11:17	Punt	9-29	3:43	
WKU	2nd	W30	09:43	Punt	W32	08:59	Interception	2-2	0:44	
WKU	2nd	W25	08:59	Kickoff	W27	08:04	Punt	3-2	0:55	
WKU	2nd	W09	06:55	Punt	W30	03:39	Punt	6-21	3:16	
WKU	2nd	W14	01:03	Punt	A29	00:00	Missed FG	6-57	1:03	
WKU	3rd	W04	09:25	Punt	W10	06:48	Punt	5-6	2:37	
WKU	3rd	W25	03:48	Kickoff	W34	02:10	Punt	3-9	1:38	
WKU	4th	W25	13:14	Kickoff	A41	09:11	Downs	10-34	4:03	
WKU	4th	W24	04:27	Kickoff	W25	02:20	Punt	3-1	2:07	
WKU	4th	A26	01:34	Fumble	A00	00:46	*TOUCHDOWN	3-26	0:48	

OLE MISS

Team	Qtr	Spot	Drive Started			Drive Ended			Consumed	
			Time	Obtained	Spot	Time	How Lost	PI-Yds	TOP	
OM	1st	O25	15:00	Kickoff	A00	13:07	*TOUCHDOWN	7-75	1:53	
OM	1st	O10	05:47	Kickoff	O08	04:56	Punt	3--2	0:51	
OM	1st	O29	01:26	Missed FG	O38	14:49	Punt	3-9	1:37	
OM	2nd	O26	13:44	Punt	O32	12:31	Punt	3-6	1:13	
OM	2nd	O44	09:20	Punt	A06	07:43	*FIELD GOAL	5-50	1:37	
OM	2nd	O20	05:32	Punt	A00	04:40	*TOUCHDOWN	2-80	0:52	
OM	2nd	A44	02:47	Fumble	A44	02:47	*TOUCHDOWN	0-0	0:00	
OM	2nd	O25	02:10	Kickoff	O32	01:05	Punt	3-7	1:05	
OM	2nd	O25	01:05	Kickoff	O43	00:00	End of half	4-18	1:05	
OM	3rd	O06	12:24	Punt	O03	11:47	Fumble	2--3	0:37	
OM	3rd	O25	11:47	Kickoff	O17	10:27	Punt	3--8	1:20	
OM	3rd	O25	06:03	Kickoff	A01	01:47	*FIELD GOAL	12-74	4:16	
OM	3rd	O25	00:16	Kickoff	A21	13:17	*FIELD GOAL	7-54	1:59	
OM	4th	O11	10:59	Punt	O18	09:36	Punt	3-7	1:23	
OM	4th	O25	07:33	Kickoff	A25	05:28	Fumble	6-50	2:05	
OM	4th	O22	05:23	Kickoff	A00	02:59	*TOUCHDOWN	12-78	2:24	
OM	4th	A37	02:59	Kickoff	A00	02:51	*TOUCHDOWN	1-37	0:08	

KENT STATE

Team	Qtr	Spot	Drive Started			Drive Ended			Consumed	
			Time	Obtained	Spot	Time	How Lost	PI-Yds	TOP	
KENT	1st	K25	12:14	Kickoff	A21	09:45	Missed FG	5-54	2:29	
KENT	1st	K12	06:54	Kickoff	K13	05:17	Punt	3-1	1:37	
KENT	1st	K25	03:39	Kickoff	K41	02:47	Punt	4-16	0:52	
KENT	2nd	K25	12:45	Kickoff	K24	12:34	Fumble	1--1	0:11	
KENT	2nd	K23	11:34	Kickoff	K13	09:07	Punt	3--10	2:27	
KENT	2nd	K35	06:47	Kickoff	K42	05:08	Punt	3-7	1:39	
KENT	2nd	K40	03:42	Punt	K35	02:14	Punt	3--5	1:28	
KENT	2nd	K25	02:14	Kickoff	K31	00:27	Punt	3-6	1:47	
KENT	3rd	K25	15:00	Kickoff	K33	12:31	Punt	3-8	2:29	
KENT	3rd	K13	06:14	Kickoff	K36	02:48	Punt	5-23	3:26	
KENT	3rd	K26	00:25	Downs	A01	10:02	Downs	11-73	5:23	
KENT	4th	K32	07:04	Punt	K41	04:25	Punt	3-9	2:39	

KENTUCKY

Team	Qtr	Spot	Drive Started			Drive Ended			Consumed	
			Time	Obtained	Spot	Time	How Lost	PI-Yds	TOP	
UK	1st	K36	11:49	Downs	A28	08:52	*FIELD GOAL	8-36	2:57	
UK	1st	A43	06:44	Fumble	A39	04:29	Fumble	6-4	2:15	
UK	1st	K31	01:15	Kickoff	K30	14:36	Punt	3--1	1:39	
UK	2nd	K20	13:23	Punt	K27	12:20	Punt	3-7	1:03	
UK	2nd	K31	09:50	Kickoff	A45	06:56	Fumble	6-24	2:54	
UK	2nd	K25	06:56	Kickoff	K18	05:01	Punt	3--7	1:55	
UK	2nd	K20	00:44	Missed FG	K31	00:00	End of half	3-11	0:44	
UK	3rd	K25	15:00	Kickoff	K35	13:30	Punt	4-10	1:30	
UK	3rd	K25	10:58	Kickoff	K36	08:49	Punt	4-11	2:09	
UK	3rd	K28	04:31	Kickoff	K21	01:06	Punt	4--7	3:25	
UK	4th	K25	14:51	Kickoff	A12	05:09	*FIELD GOAL	16-63	9:42	

ARKANSAS

Team	Qtr	Spot	Drive Started			Drive Ended			Consumed	
			Time	Obtained	Spot	Time	How Lost	PI-Yds	TOP	
AR	1st	H01	11:07	Fumble	H23	08:13	Punt	6-22	2:54	
AR	1st	H29	07:27	Kickoff	H29	07:27	Fumble	0-0	0:00	
AR	1st	H25	05:25	Kickoff	V00	01:54	*TOUCHDOWN	9-75	3:31	
AR	2nd	H20	13:17	Punt	H23	12:25	Fumble	2-3	0:52	
AR	2nd	H28	12:25	Kickoff	H36	10:36	Punt	3-8	1:49	
AR	2nd	H25	08:53	Kickoff	V07	02:56	*FIELD GOAL	13-68	5:57	
AR	2nd	H21	01:25	Kickoff	V00	00:29	*TOUCHDOWN	4-79	0:56	
AR	3rd	H25	15:00	Kickoff	H22	13:13	Punt	3--3	1:47	
AR	3rd	H03	12:56	Fumble	H03	12:36	Interception	3-0	0:20	
AR	3rd	H25	11:10	Kickoff	V39	07:43	Interception	7-36	3:27	
AR	3rd	V36	07:06	Interception	V00	03:57	*TOUCHDOWN	6-36	3:09	
AR	3rd	H18	02:10	Punt	V20	10:18	Interception	15-62	6:52	
AR	4th	H25	10:18	Kickoff	H19	08:03	Punt	3--6	2:15	
AR	4th	H06	05:11	Punt	V00	03:18	*TOUCHDOWN	7-94	1:53	
AR	4th	H20	01:25	Punt	V40	00:00	End of half	4-40	1:25	

TENNESSEE

Team	Qtr	Spot	Drive Started			Drive Ended			Consumed	
			Time	Obtained	Spot	Time	How Lost	PI-Yds	TOP	
UT	1st	T27	15:00	Kickoff	T42	11:40	Punt	8-15	3:20	
UT	1st	T36	08:42	Punt	T31	06:27	Punt	4--5	2:15	
UT	1st	T35	03:17	Kickoff	T26	01:23	Punt	3--9	1:54	
UT	1st	T45	01:00	Punt	A37	00:14	Interception	3-18	0:46	
UT	1st	T25	00:14	Kickoff	T30	14:07	Punt	3-5	1:07	
UT	2nd	T24	11:44	Punt	T26	10:32	Punt	3-2	1:12	
UT	2nd	A11	10:11	Fumble	A00	09:41	*TOUCHDOWN	2-11	0:30	
UT	2nd	T25	07:22	Kickoff	T38	04:40	Punt	6-13	2:42	
UT	2nd	T32	01:24	Interception	T38	01:02	Punt	3-6	0:22	
UT	2nd	T20	00:00	Missed FG	T20	00:00	End of half	0-0	0:00	
UT	3rd	T23	13:10	Punt	T35	10:10	Punt	6-12	3:00	
UT	3rd	T32	08:56	Kickoff	A19	04:03	*FIELD GOAL	10-49	4:53	
UT	3rd	T25	00:49	Kickoff	T30	14:42	Punt	3-5	1:07	
UT	4th	T25	14:42	Kickoff	T34	12:37	Punt	3-9	2:05	
UT	4th	T26	11:27	Kickoff	A32	09:36	Downs	5-42	1:51	
UT	4th	T08	00:54	Downs	T13	00:00	End of half	2-5	0:54	

TEXAS A&M

Team	Qtr	Spot	Drive Started			Drive Ended			Consumed	
			Time	Obtained	Spot	Time	How Lost	PI-Yds	TOP	
TAMU	1st	T25	11:57	Kickoff	T25	09:48	Punt	6-0	2:09	
TAMU	1st	T14	04:43	Kickoff	T39	01:18	Punt	6-25	3:25	
TAMU	2nd	T17	12:59	Kickoff	A40	10:18	Punt	9-43	2:41	
TAMU	2nd	T22	07:19	Punt	T24	06:06	Punt	3-2	1:13	
TAMU	2nd	A49	05:17	Interception	A49	05:10	Interception	1-0	0:07	
TAMU	2nd	T20	02:20	Missed FG	A00	00:38	*TOUCHDOWN	8-80	1:42	
TAMU	2nd	T20	00:00	Interception	T20	00:00	End of half	0-0	0:00	
TAMU	3rd	T25	15:00	Kickoff	A00	12:54	*TOUCHDOWN	6-75	2:06	
TAMU	3rd	T37	06:33	Kickoff	A47	05:06	Punt	4-16	1:27	
TAMU	3rd	T34	02:39	Punt	T30	00:21	Fumble	6--4	2:18	
TAMU	3rd	T18	00:21	Kickoff	T12	13:44	Punt	3--6	1:37	
TAMU	4th	T32	12:27	Kickoff	A40	10:18	Downs	7-28	2:09	
TAMU	4th	T41	05:03	Downs	A41	01:47	Downs	10-18	3:16	

OPPONENT DRIVE CHARTS

LSU

Team	Qtr	Spot	Drive Started		Drive Ended			Consumed	
			Time	Obtained	Spot	Time	How Lost	Pl-Yds	TOP
LS	1st	A33	13:48	Interception	A32	12:39	Missed FG	4-1	1:09
LS	1st	L12	11:52	Punt	L49	07:38	Punt	6-37	4:14
LS	1st	L47	05:16	Punt	L49	03:30	Punt	3-2	1:46
LS	2nd	L20	14:50	Punt	A40	08:22	Punt	11-40	6:28
LS	2nd	L24	05:52	Missed FG	L39	02:16	Punt	6-15	3:36
LS	2nd	A47	01:10	Punt	A42	00:01	Downs	4-5	1:09
LS	3rd	L25	15:00	Kickoff	L23	13:21	Punt	3--2	1:39
LS	3rd	L06	11:30	Downs	L15	09:59	Punt	3-9	1:31
LS	3rd	L03	07:48	Punt	L10	06:17	Punt	3-7	1:31
LS	3rd	A42	05:42	Fumble	L49	04:05	Punt	3--9	1:37
LS	4th	L25	13:08	Kickoff	L38	12:32	Interception	2-13	0:36
LS	4th	L33	02:34	Kickoff	L35	01:52	Downs	4-2	0:42

BY QUARTER STATS

3RD-DOWN CONVERSIONS

Date	Opponent	Score	Overall		1st Qtr		2nd Qtr		3rd Qtr		4th Qtr		OT Qtr	
Sept. 3	vs. Southern Cal	W 52-6	6-15	40.0%	0-2	0.0%	2-6	33.3%	3-4	75.0%	1-3	33.3%		
Sept. 10	WKU	W 38-10	9-18	50.0%	2-5	40.0%	1-4	25.0%	2-5	40.0%	4-4	100.0%		
Sept. 17	at Ole Miss	W 48-43	7-15	46.7%	4-6	66.7%	0-3	0.0%	2-4	50.0%	1-2	50.0%		
Sept. 24	Kent State	W 48-0	6-14	42.9%	3-4	75.0%	1-4	25.0%	1-3	33.3%	1-3	33.3%		
Oct. 1	Kentucky	W 34-6	9-14	64.3%	2-4	50.0%	3-5	60.0%	3-3	100.0%	1-2	50.0%		
Oct. 8	at Arkansas	W 49-30	4-8	50.0%	2-2	100.0%	1-2	50.0%	1-2	50.0%	0-2	0.0%		
Oct. 15	at Tennessee	W 49-10	6-12	50.0%	1-3	33.3%	2-4	50.0%	2-3	66.7%	1-2	50.0%		
Oct. 22	Texas A&M	W 33-14	7-14	50.0%	1-3	33.3%	2-5	40.0%	2-3	66.7%	2-3	66.7%		
Nov. 5	at LSU	W 10-0	7-17	41.2%	2-6	33.3%	1-3	33.3%	0-3	0.0%	4-5	80.0%		
	Alabama		61-127	48.0%	17-35	48.6%	13-36	36.1%	16-30	53.3%	15-26	57.7%	0-0	0.0%
	Opponents		42-142	29.6%	12-36	33.3%	10-40	25.0%	8-33	24.2%	12-33	36.4%	0-0	0.0%

4TH-DOWN CONVERSIONS

Date	Opponent	Score	Overall		1st Qtr		2nd Qtr		3rd Qtr		4th Qtr		OT Qtr	
Sept. 3	vs. Southern Cal	W 52-6	1-1	100.0%	0-0	0.0%	0-0	0.0%	0-0	0.0%	1-1	100.0%		
Sept. 10	WKU	W 38-10	2-2	100.0%	0-0	0.0%	0-0	0.0%	2-2	100.0%	0-0	0.0%		
Sept. 17	at Ole Miss	W 48-43	0-0	0.0%	0-0	0.0%	0-0	0.0%	0-0	0.0%	0-0	0.0%		
Sept. 24	Kent State	W 48-0	2-3	66.7%	1-1	100.0%	0-0	0.0%	1-2	50.0%	0-0	0.0%		
Oct. 1	Kentucky	W 34-6	0-1	0.0%	0-1	0.0%	0-0	0.0%	0-0	0.0%	0-0	0.0%		
Oct. 8	at Arkansas	W 49-30	0-0	0.0%	0-0	0.0%	0-0	0.0%	0-0	0.0%	0-0	0.0%		
Oct. 15	at Tennessee	W 49-10	0-1	0.0%	0-0	0.0%	0-0	0.0%	0-0	0.0%	0-1	0.0%		
Oct. 22	Texas A&M	W 33-14	0-1	0.0%	0-0	0.0%	0-0	0.0%	0-0	0.0%	0-1	0.0%		
Nov. 5	at LSU	W 10-0	1-2	50.0%	0-0	0.0%	0-0	0.0%	0-1	0.0%	1-1	100.0%		
	Alabama		6-11	54.5%	1-2	50.0%	0-0	0.0%	3-5	60.0%	2-4	50.0%	0-0	0.0%
	Opponents		4-14	28.6%	0-1	0.0%	1-2	50.0%	0-2	0.0%	3-9	33.3%	0-0	0.0%

TIME OF POSSESSION

Date	Opponent	Score	Overall	1st Qtr	2nd Qtr	3rd Qtr	4th Qtr	OT Qtr
Sept. 3	vs. Southern Cal	W 52-6	30:43	5:03	9:36	7:57	8:07	
Sept. 10	WKU	W 38-10	35:44	11:38	5:19	10:45	8:02	
Sept. 17	at Ole Miss	W 48-43	35:23	10:43	8:57	8:31	7:12	
Sept. 24	Kent State	W 48-0	33:33	10:02	7:28	8:40	7:23	
Oct. 1	Kentucky	W 34-6	29:47	8:33	8:00	7:56	5:18	
Oct. 8	at Arkansas	W 49-30	22:53	8:35	5:26	4:07	4:45	
Oct. 15	at Tennessee	W 49-10	31:33	6:19	9:21	6:12	9:41	
Oct. 22	Texas A&M	W 33-14	35:50	9:26	9:17	8:48	8:19	
Nov. 5	at LSU	W 10-0	33:55	7:51	3:47	8:42	13:35	
	Alabama	Total	289:21	78:10	67:11	71:38	72:22	0:00
		Avg.	32:09	8:41	7:27	7:57	8:02	0:00
	Opponents	Total	250:39	56:50	67:49	63:22	62:38	0:00
		Avg.	27:51	6:18	7:32	7:02	6:57	0:00

ALABAMA'S 20-PLUS YARD PLAYS

20-YARD PLUS PLAYS

Yards	Type	Player(s)	Opponent
*100	INT	M. Fitzpatrick	Arkansas
*85	PR	Eddie Jackson	Ole Miss
*85	Rush	Bo Scarbrough	Tennessee
*79	PR	Eddie Jackson	Tennessee
*75	FR	Jonathan Allen	Ole Miss
*75	PR	Xavian Marks	Kent
73	Rush	Damien Harris	USC
*71	Pass	A. Stewart from Jalen Hurts	USC
67	Rush	Damien Harris	Ole Miss
67	Pass	A. Stewart from Jalen Hurts	Arkansas
*58	INT	Ronnie Harrison	Tennessee
57	Rush	Damien Harris	Arkansas
56	Rush	Josh Jacobs	Arkansas
*56	Pass	Damien Harris from Jalen Hurts	Arkansas
*55	FR	Ronnie Harrison	Kentucky
*55	INT	Eddie Jackson	WKU
52	Pass	A. Stewart from Blake Barnett	WKU
52	Pass	A. Stewart from Jalen Hurts	LSU
51	Pass	Calvin Ridley from Jalen Hurts	WKU
46	Rush	Damien Harris	USC
46	Pass	Calvin Ridley from Jalen Hurts	Kentucky
45	Pass	Calvin Ridley from Jalen Hurts	Ole Miss
*45	Pass	Gehrig Dieter from Blake Barnett	USC
45	Pass	A. Stewart from Jalen Hurts	Texas A&M
*45	Rush	Jalen Hurts	Tennessee
43	Pass	Calvin Ridley from Jalen Hurts	Kentucky
41	KR	Trevon Diggs	Ole Miss
41	Rush	Jalen Hurts	Ole Miss
40	Pass	Gehrig Dieter from Jalen Hurts	WKU
40	Pass	O.J. Howard from Blake Barnett	USC
*39	Pass	A. Stewart from Jalen Hurts	USC
*37	Rush	Jalen Hurts	Texas A&M
37	Rush	Jalen Hurts	Tennessee
*34	Pass	O.J. Howard from Blake Barnett	Kent
32	Rush	Damien Harris	Arkansas
32	Pass	M. Forristall from Jalen Hurts	Arkansas
31	Pass	Cam Sims from Jalen Hurts	Kent
31	Pass	Calvin Ridley from Jalen Hurts	Tennessee
*30	FR	Jonathan Allen	Texas A&M
30	Rush	Damien Harris	Texas A&M
30	Pass	Gehrig Dieter from Jalen Hurts	Ole Miss
30	Rush	Damien Harris	Texas A&M
*29	Pass	Calvin Ridley+A. Stewart from Jalen Hurts	Tennessee
28	Pass	Calvin Ridley from Jalen Hurts	WKU
28	Rush	Josh Jacobs	Kentucky
28	Rush	Jalen Hurts	LSU
27	Pass	Robert Foster from Cooper Bateman	Kentucky
26	KR	B.J. Emmons	Tennessee
25	Rush	Josh Jacobs	Ole Miss
25	KR	Xavian Marks	Arkansas
24	KR	Trevon Diggs	USC
*24	Rush	Josh Jacobs	Kent
24	KR	Trevon Diggs	WKU
*23	FR	Tim Williams	Arkansas
23	Rush	Jalen Hurts	LSU
23	KR	A. Stewart	Texas A&M
23	Pass	O.J. Howard from Jalen Hurts	Tennessee
23	Pass	Josh Jacobs from Jalen Hurts	Kentucky
23	Pass	A. Stewart from Jalen Hurts	Tennessee
23	KR	Trevon Diggs	WKU
22	Rush	Josh Jacobs	Tennessee
22	Rush	Jalen Hurts	Ole Miss
22	KR	Xavian Marks	Kentucky
22	Pass	M. Forristall from Jalen Hurts	LSU
22	Pass	Calvin Ridley from Jalen Hurts	Ole Miss
21	Pass	O.J. Howard from Jalen Hurts	Arkansas
21	Rush	Jalen Hurts	Tennessee
21	Pass	Calvin Ridley from Jalen Hurts	Tennessee
21	KR	Xavian Marks	Arkansas
21	Pass	Calvin Ridley from Jalen Hurts	LSU
*21	Rush	Jalen Hurts	LSU
21	Pass	O.J. Howard from Jalen Hurts	Texas A&M
*21	Rush	Bo Scarbrough	Arkansas
20	Pass	Calvin Ridley from Jalen Hurts	Kentucky
20	KR	Trevon Diggs	Ole Miss

*touchdown scored on play

LONG PLAYS BY THE NUMBERS

Long Plays By Yards	No.	TD
100+	1	1
90-99	0	0
80-89	2	2
70-79	5	4
60-69	2	0
50-59	9	4
40-49	11	2
30-39	12	4
20-29	36	6

Long Plays By Type	No.	TD
Rushing	25	7
Passing	33	6
Punt returns	3	3
Kick returns	10	0
Interceptions	3	3
Fumble returns	4	4
Other	0	0
TOTAL	78	23

20-YARD PLUS BY PLAYER

Player	No.	TD	R	P	KR	PR	IR	FR
Jalen Hurts	10	4	10	0	0	0	0	0
Calvin Ridley	10	0	0	10	0	0	0	0
ArDarius Stewart	8	2	0	7	1	0	0	0
Damien Harris	8	1	7	1	0	0	0	0
O.J. Howard	6	1	0	6	0	0	0	0
Josh Jacobs	6	1	5	1	0	0	0	0
Trevon Diggs	5	0	0	0	5	0	0	0
Xavian Marks	4	1	0	0	3	1	0	0
Eddie Jackson	3	3	0	0	0	2	1	0
Gehrig Dieter	3	1	0	3	0	0	0	0
Jonathan Allen	2	2	0	0	0	0	0	2
Ronnie Harrison	2	2	0	0	0	0	1	1
Bo Scarbrough	2	2	2	0	0	0	0	0
Miller Forristall	2	0	0	2	0	0	0	0
Calvin Ridley+A. Stewart	1	1	0	1	0	0	0	0
Tim Williams	1	1	0	0	0	0	0	1
Minkah Fitzpatrick	1	1	0	0	0	0	1	0
Robert Foster	1	0	0	1	0	0	0	0
B.J. Emmons	1	0	0	0	1	0	0	0
Cam Sims	1	0	0	1	0	0	0	0
Derrick Gore	1	0	1	0	0	0	0	0
TOTAL	78	23	25	33	10	3	3	4

LONGEST PLAYS OF THE YEAR

Rushing

85 Bo Scarbrough at Tennessee (Oct. 15, 2016)

Rushing Touchdown

85 Bo Scarbrough at Tennessee (Oct. 15, 2016)

Passing

71 ArDarius Stewart from Jalen Hurts vs. USC (Sept. 3, 2016)

Passing Touchdown

71 ArDarius Stewart from Jalen Hurts vs. USC (Sept. 3, 2016)

Punt Return

85 Eddie Jackson at Ole Miss (Sept. 17, 2016)

Kick Return

41 Trevon Diggs at Ole Miss (Sept. 17, 2016)

Interception Return

100 Minkah Fitzpatrick at Arkansas (Oct. 8, 2016)

Fumble Return

75 Jonathan Allen at Ole Miss (Sept. 17, 2016)

Punt

66 JK Scott vs LSU (Nov. 5, 2016)

Field Goal

48 Adam Griffith vs. Kent State (Sept. 24, 2016)

SEASON/CAREER STATISTICS

OFFENSE

SEASON STATISTICS										CAREER STATISTICS								
RUSHING	GP	Att	Gain	Loss	Net	Avg	TD	Long	Avg/G	GP	Att	Gain	Loss	Net	Avg	TD	Long	Avg/G
Damien Harris	9	99	769	19	750	7.6	1	73	83.3	21	145	947	40	907	6.3	2	73	43.2
Jalen Hurts	9	115	749	114	635	5.5	10	45	70.6	9	115	749	114	635	5.5	10	45	70.6
Josh Jacobs	9	58	395	17	378	6.5	3	56	42.0	9	58	395	17	378	6.5	3	56	42.0
Bo Scarbrough	9	62	375	17	358	5.8	5	85	39.8	16	80	480	18	462	5.8	6	85	28.9
B.J. Emmons	7	35	176	3	173	4.9	1	17	24.7	7	35	176	3	173	4.9	1	17	24.7
Derrick Gore	8	7	46	0	46	6.6	0	20	5.8	14	13	64	3	61	4.7	0	20	4.4
ArDarius Stewart	7	4	33	0	33	8.2	0	17	4.7	35	9	53	6	47	5.2	0	17	1.3
Calvin Ridley	9	5	25	4	21	4.2	1	7	2.3	24	6	27	4	23	3.8	1	7	1.0
Avery Reid	1	2	4	0	4	2.0	0	2	4.0	1	2	4	0	4	2.0	0	2	4.0
Robert Foster	7	1	0	5	-5	-5.0	0	0	-0.7	19	1	0	5	-5	-5.0	0	0	-0.3
Cooper Bateman	9	3	4	15	-11	-3.7	0	4	-1.2	38	8	16	19	-3	-0.4	0	6	-0.1
Blake Barnett	3	7	2	19	-17	-2.4	0	2	-5.7	3	7	2	19	-17	-2.4	0	2	-5.7
TEAM	6	7	0	31	-31	-4.4	0	0	-5.2									
Total	9	405	2578	244	2334	5.8	21	85	259.3									
Opponents	9	284	986	392	594	2.1	3	47	66.0									

PASSING	GP	Effic	Cmp-Att-Int	Pct	Yds	TD	Lng	Avg/G	GP	Effic	Att-Cmp-Int	Pct	Yds	TD	Lng	Avg/G
Jalen Hurts	9	138.18	139-223-6	62.3	1685	12	71	187.2	9	138.18	139-223-6	62.3	1685	12	71	187.2
Blake Barnett	3	189.45	11-19-0	57.9	219	2	52	73.0	3	189.45	11-19-0	57.9	219	2	52	73.0
Cooper Bateman	9	147.96	9-10-0	90.0	69	0	27	7.7	38	121.84	46-62-2	74.2	360	1	31	9.5
Total	9	142.43	159-252-6	63.1	1973	14	71	219.2								
Opponents	9	107.24	151-287-9	52.6	1727	9	63	191.9								

RECEIVING	GP	No.	Yds	Avg	TD	Long	Avg/G	GP	No.	Yds	Avg	TD	Long	Avg/G
Calvin Ridley	9	46	520	11.3	5	51	57.8	24	135	1565	11.6	12	81	65.2
ArDarius Stewart	7	31	527	17.0	4	71	75.3	35	106	1376	13.0	8	71	39.3
O.J. Howard	9	23	275	12.0	2	40	30.6	51	92	1406	15.3	6	63	27.6
Damien Harris	9	9	72	8.0	1	56	8.0	21	13	85	6.5	1	56	4.0
Gehrig Dieter	9	8	175	21.9	1	45	19.4	9	8	175	21.9	1	45	19.4
Josh Jacobs	9	8	89	11.1	0	23	9.9	9	8	89	11.1	0	23	9.9
Trevon Diggs	9	8	73	9.1	0	17	8.1	9	8	73	9.1	0	17	8.1
Cam Sims	8	6	65	10.8	0	31	8.1	33	19	173	9.1	1	31	5.2
Robert Foster	7	5	55	11.0	0	27	7.9	19	21	215	10.2	2	27	11.3
Derek Kief	6	3	17	5.7	0	8	2.8	16	4	14	3.5	0	8	0.9
Hale Hentges	9	3	10	3.3	0	6	1.1	23	4	15	3.8	0	6	0.7
Miller Forristall	9	2	54	27.0	0	32	6.0	9	2	54	27.0	0	32	6.0
B.J. Emmons	7	2	20	10.0	0	17	2.9	7	2	20	10.0	0	17	2.9
Bo Scarbrough	9	2	15	7.5	0	9	1.7	16	2	15	7.5	0	9	0.9
Brandon Greene	9	1	5	5.0	0	5	0.6	47	2	29	14.5	0	24	0.6
Mack Wilson	9	1	1	1.0	1	1	0.1	9	1	1	1.0	1	1	0.1
Derrick Gore	8	1	0	0.0	0	0	0.0	14	1	0	0.0	0	0	0.0
Total	9	159	1973	12.4	14	71	219.2							
Opponents	9	151	1727	11.4	9	63	191.9							

TOTAL OFFENSE	G	Plays	Rush	Pass	Total	Avg/G	G	Plays	Rush	Pass	Total	Avg/G
Jalen Hurts	9	338	635	1685	2320	257.8	9	338	635	1685	2320	257.8
Damien Harris	9	99	750	0	750	83.3	21	145	907	0	907	43.2
Josh Jacobs	9	58	378	0	378	42.0	9	58	378	0	378	42.0
Bo Scarbrough	9	62	358	0	358	39.8	16	80	462	0	462	28.9
Blake Barnett	3	26	-17	219	202	67.3	3	26	-17	219	202	67.3
B.J. Emmons	7	35	173	0	173	24.7	7	35	173	0	173	24.7
Cooper Bateman	9	13	-11	69	58	6.4	38	70	-3	360	357	9.4
Derrick Gore	8	7	46	0	46	5.8	14	13	61	0	61	4.4
ArDarius Stewart	7	4	33	0	33	4.7	35	9	47	0	47	1.3
Calvin Ridley	9	5	21	0	21	2.3	24	6	23	0	23	1.0
Avery Reid	1	2	4	0	4	4.0	1	2	4	0	4	4.0
Robert Foster	7	1	-5	0	-5	-0.7	19	1	-5	0	-5	-0.3
TEAM	6	7	-31	0	-31	-5.2						
Total	9	657	2334	1973	4307	478.6						
Opponents	9	571	594	1727	2321	257.9						

SEASON/CAREER STATISTICS

OFFENSE/SPECIAL TEAMS

SCORING	SEASON STATISTICS									CAREER STATISTICS								
	TD	FGs	PATs			DXP	Saf	Points	TD	FGs	PATs			DXP	Saf	Points		
Kick	Rush	Rcv	Pass	Kick	Rush				Rcv	Pass								
Adam Griffith	0	11-17	44-44	0-0	0	0-0	0	0	77	0	47-71	164-165	0-0	0	0-0	0	0	305
Jalen Hurts	10	0-0	0-0	0-0	0	0-1	0	0	60	10	0-0	0-0	0-0	0	0-1	0	0	60
Calvin Ridley	6	0-0	0-0	0-0	0	0-0	0	0	36	13	0-0	0-0	0-0	0	0-0	0	0	78
Bo Scarbrough	5	0-0	0-0	0-0	0	0-0	0	0	30	6	0-0	0-0	0-0	0	0-0	0	0	36
ArDarius Stewart	4	0-0	0-0	0-0	0	0-0	0	0	24	8	0-0	0-0	0-0	0	0-0	0	0	48
Eddie Jackson	3	0-0	0-0	0-0	0	0-0	0	0	18	5	0-0	0-0	0-0	0	0-0	0	0	30
Josh Jacobs	3	0-0	0-0	0-0	0	0-0	0	0	18	3	0-0	0-0	0-0	0	0-0	0	0	18
Damien Harris	2	0-0	0-0	0-0	0	0-0	0	0	12	3	0-0	0-0	0-0	0	0-0	0	0	18
Jonathan Allen	2	0-0	0-0	0-0	0	0-0	0	0	12	2	0-0	0-0	0-0	0	0-0	0	0	12
O.J. Howard	2	0-0	0-0	0-0	0	0-0	0	0	12	6	0-0	0-0	0-0	0	0-0	0	0	24
Ronnie Harrison	2	0-0	0-0	0-0	0	0-0	0	0	12	2	0-0	0-0	0-0	0	0-0	0	0	12
B.J. Emmons	1	0-0	0-0	0-0	0	0-0	0	0	6	1	0-0	0-0	0-0	0	0-0	0	0	6
Tim Williams	1	0-0	0-0	0-0	0	0-0	0	0	6	1	0-0	0-0	0-0	0	0-0	0	0	6
Gehrig Dieter	1	0-0	0-0	0-0	0	0-0	0	0	6	1	0-0	0-0	0-0	0	0-0	0	0	6
Marlon Humphrey	1	0-0	0-0	0-0	0	0-0	0	0	6	1	0-0	0-0	0-0	0	0-0	0	0	6
Xavian Marks	1	0-0	0-0	0-0	0	0-0	0	0	6	1	0-0	0-0	0-0	0	0-0	0	0	6
Minkah Fitzpatrick	1	0-0	0-0	0-0	0	0-0	0	0	6	1	0-0	0-0	0-0	0	0-0	0	0	6
Mack Wilson	1	0-0	0-0	0-0	0	0-0	0	0	6	1	0-0	0-0	0-0	0	0-0	0	0	6
Da'Ron Payne	1	0-0	0-0	0-0	0	0-0	0	0	6	1	0-0	0-0	0-0	0	0-0	0	0	6
Andy Pappanastos	0	0-0	2-2	0-0	0	0-0	0	0	2	0	0-0	2-2	0-0	0	0-0	0	0	2
Total	47	11-17	46-46	0-0	0	0-1	0	0	361									
Opponents	13	10-13	11-11	0-0	0	0-2	0	0	119									

SEASON STATISTICS						CAREER STATISTICS				
PUNT RETURNS	No.	Yds	Avg	TD	Long	No.	Yds	Avg	TD	Long
Eddie Jackson	11	253	23.0	2	85	11	253	23.0	2	85
Xavian Marks	5	105	21.0	1	75	5	105	21.0	1	75
Trevon Diggs	3	16	5.3	0	13	3	16	5.3	0	13
Calvin Ridley	2	4	2.0	0	6	2	4	2.0	0	6
TEAM	1	0	0.0	0	0					
Total	22	378	17.2	3	85					
Opponents	10	109	10.9	0	32					

KICK RETURNS						CAREER STATISTICS				
No.	Yds	Avg	TD	Long	No.	Yds	Avg	TD	Long	
Xavian Marks	7	123	17.6	0	25	7	123	17.6	0	25
Trevon Diggs	7	166	23.7	0	41	7	166	23.7	0	41
ArDarius Stewart	2	37	18.5	0	23	4	67	16.8	0	23
B.J. Emmons	1	26	26.0	0	26	1	26	26.0	0	26
Dakota Ball	1	13	13.0	0	13	1	13	13.0	0	13
Total	18	365	20.3	0	41					
Opponents	31	673	21.7	0	40					

INTERCEPTIONS						CAREER STATISTICS				
No.	Yds	Avg	TD	Long	No.	Yds	Avg	TD	Long	
Minkah Fitzpatrick	4	114	28.5	1	100	6	202	33.7	3	100
Ronnie Harrison	2	64	32.0	1	58	4	105	26.2	1	58
Marlon Humphrey	2	18	9.0	1	18	5	46	9.2	1	29
Eddie Jackson	1	55	55.0	1	55	9	303	33.7	3	93
Total	9	251	27.9	4	100					
Opponents	6	21	3.5	0	8					

FUMBLE RETURNS						CAREER STATISTICS				
No.	Yds	Avg	TD	Long	No.	Yds	Avg	TD	Long	
Jonathan Allen	2	105	52.5	2	75	2	105	52.5	2	75
Ronnie Harrison	1	55	55.0	1	55	1	55	55.0	1	55
Tim Williams	1	23	23.0	1	23	1	23	23.0	1	23
Da'Ron Payne	1	3	3.0	1	3	1	3	3.0	1	3
Total	5	186	37.2	5	75					
Opponents	1	44	44.0	1	44					

SEASON/CAREER STATISTICS

OFFENSE/SPECIAL TEAMS

	SEASON STATISTICS								CAREER STATISTICS							
	G	Rush	Rec	PR	KOR	IR	Tot	Avg/G	G	Rush	Rec	PR	KOR	IR	Tot	Avg/G
ALL PURPOSE																
Damien Harris	9	750	72	0	0	0	822	91.3	21	907	85	0	174	0	1166	55.5
Jalen Hurts	9	635	0	0	0	0	635	70.6	9	635	0	0	0	0	635	70.6
ArDarius Stewart	7	33	527	0	37	0	597	85.3	35	47	1376	0	67	0	1490	42.6
Calvin Ridley	9	21	520	4	0	0	545	60.6	24	23	1565	4	0	0	1592	66.3
Josh Jacobs	9	378	89	0	0	0	467	51.9	9	378	89	0	0	0	467	51.9
Bo Scarbrough	9	358	15	0	0	0	373	41.4	16	462	15	0	0	0	477	29.8
Eddie Jackson	8	0	0	253	0	55	308	38.5	41	0	0	253	0	303	556	13.6
O.J. Howard	9	0	275	0	0	0	275	30.6	51	0	1406	0	10	0	1416	27.8
Trevon Diggs	9	0	73	16	166	0	255	28.3	9	0	73	16	166	0	255	28.3
Xavian Marks	3	0	0	105	123	0	228	76.0	4	0	19	105	123	0	247	61.8
B.J. Emmons	7	173	20	0	26	0	219	31.3	7	173	20	0	26	0	219	31.3
Gehrig Dieter	9	0	175	0	0	0	175	19.4	9	0	175	0	0	0	175	19.4
Minkah Fitzpatrick	9	0	0	0	0	114	114	12.7	23	0	0	16	0	202	218	9.5
Cam Sims	8	0	65	0	0	0	65	8.1	33	0	173	0	0	0	173	5.2
Ronnie Harrison	9	0	0	0	0	64	64	7.1	24	0	0	8	0	105	113	4.7
Miller Forristall	9	0	54	0	0	0	54	6.0	9	0	54	0	0	0	54	6.0
Robert Foster	7	-5	55	0	0	0	50	7.1	19	-5	215	0	0	0	210	11.1
Derrick Gore	8	46	0	0	0	0	46	5.8	14	61	0	0	0	0	61	4.4
Marlon Humphrey	9	0	0	0	0	18	18	2.0	24	0	0	0	0	46	46	1.9
Derek Kief	6	0	17	0	0	0	17	2.8	16	0	14	0	0	0	14	0.9
Dakota Ball	9	0	0	0	13	0	13	1.4	34	0	8	0	13	0	21	0.6
Hale Hentges	9	0	10	0	0	0	10	1.1	23	0	15	0	2	0	17	0.7
Brandon Greene	9	0	5	0	0	0	5	0.6	47	0	29	0	0	0	29	0.6
Avery Reid	1	4	0	0	0	0	4	4.0	1	4	0	0	0	0	4	4.0
Mack Wilson	9	0	1	0	0	0	1	0.1	9	0	1	0	0	0	1	0.1
Cooper Bateman	9	-11	0	0	0	0	-11	-1.2	38	-3	0	0	0	0	-3	-0.1
Blake Barnett	3	-17	0	0	0	0	-17	-5.7	3	-17	0	0	0	0	-17	-5.7
TEAM	6	-31	0	0	0	0	-31	-5.2								
Total	9	2334	1973	378	365	251	5301	589.0								
Opponents	9	594	1727	109	673	21	3124	347.1								

FIELD GOALS	Att	Good	Long	Blkd	Att	Good	Long	Blkd	Pct.
Adam Griffith	17	11	48	0	71	47	55	1	.662
Total	17	11	48	0					
Opponents	13	10	47	2					

PUNTING	No.	Yds	Avg	Long	TB	FC	I20	Blkd	No.	Yds	Avg	Long	TB	FC	I20	Blkd
JK Scott	33	1588	48.1	66	5	9	12	0	158	7322	46.3	73	19	46	71	1
Total	33	1588	48.1	66	5	9	12	0								
Opponents	67	3056	45.6	68	3	20	22	0								

KICKOFFS	No.	Yds	Avg	TB	OB	No.	Yds	Avg	TB	OB
Adam Griffith	63	3991	63.3	34	1	246	15438	62.8	113	4
Andy Pappanastos	2	114	57.0	0	0	2	114	57.0	0	0
JK Scott	2	130	65.0	1	0	27	1688	62.5	9	2
Total	67	4235	63.2	35	1					
Opponents	30	1861	62.0	8	3					

SEASON/CAREER STATISTICS

DEFENSE

DEFENSIVE LEADERS	SEASON STATISTICS											CAREER STATISTICS										
	GP	Solo	Ast	Total	TFL	Sacks	Int	PBU	FR	FF	Blk	GP	Solo	Ast	Total	TFL	Sacks	Int	PBU	FR	FF	Blk
Reuben Foster	9	31	33	64	6.0-28	2.0-18	.	2	.	.	.	45	94	77	171	17.0-58	5.0-28	.	11	.	.	.
Shaun Dion Hamilton	9	25	22	47	8.5-32	2.0-17	.	.	.	1	.	38	39	38	77	10.0-35	2.0-17	.	1	.	1	.
Ronnie Harrison	9	28	16	44	1.5-8	.	2-64	4	2	.	1	24	39	22	61	2.5-13	1.0-5	4-105	10	2	1	2
Minkah Fitzpatrick	9	24	15	39	2.0-13	1.5-13	4-114	6	.	1	.	23	54	30	84	5.0-31	3.5-30	6-202	17	.	1	1
Jonathan Allen	9	19	19	38	7.5-55	7.0-55	.	2	2	.	1	50	64	59	123	36.5-202	25.0-178	.	7	2	3	2
Ryan Anderson	9	16	19	35	12.5-65	5.5-42	.	2	1	3	.	51	50	52	102	33.5-156	16.0-115	.	2	4	5	.
Dalvin Tomlinson	9	10	21	31	4.0-31	3.0-28	.	3	.	1	.	39	32	59	91	10.0-43	5.0-33	.	9	.	1	.
Marlon Humphrey	9	21	7	28	2.0-5	.	2-18	4	.	1	.	24	56	17	73	5.5-21	.	5-46	12	.	3	.
Rashaan Evans	8	18	7	25	2.5-6	2.5-6	.	.	.	1	.	35	36	14	50	8.5-45	7.5-44	.	.	.	1	.
Eddie Jackson	8	15	9	24	2.5-7	.	1-55	2	.	.	.	41	97	33	130	8.5-34	1.0-11	9-303	12	4	3	.
Anthony Averett	9	20	2	22	1.0-5	.	.	5	.	1	.	10	20	2	22	1.0-5	.	.	5	.	1	.
Tim Williams	9	14	6	20	11.0-87	7.0-77	.	1	1	2	.	43	31	16	47	26.0-212	19.0-179	.	2	1	2	.
Da'Ron Payne	9	8	10	18	2.5-10	1.0-8	.	1	1	.	.	24	14	17	31	3.0-13	1.5-11	.	2	1	1	.
Keith Holcombe	9	10	7	17	1.0-1	.	.	1	.	.	.	24	16	10	26	1.0-1	.	.	2	.	.	1
Hootie Jones	9	13	3	16	.	.	.	3	.	1	.	25	13	7	20	.	.	.	3	.	1	.
Anfernee Jennings	9	5	8	13	1.0-2	9	5	8	13	1.0-2
Da'Shawn Hand	9	6	7	13	3.0-11	2.0-7	.	.	.	1	.	33	17	19	36	11.5-38	7.0-27	.	.	.	1	.
Christian Miller	9	4	7	11	2.5-14	2.0-12	21	4	7	11	2.5-14	2.0-12	.	1	.	.	.
Dakota Ball	9	6	5	11	1.0-10	0.5-8	34	6	6	12	1.0-10	0.5-8
Tony Brown	5	2	5	7	31	21	12	33	2.0-11	.	.	3	.	1	.
Terrell Hall	6	4	2	6	1.0-9	1.0-9	6	4	2	6	1.0-9	1.0-9
Levi Wallace	5	3	2	5	.	.	.	2	.	.	.	5	3	2	5	.	.	.	2	.	.	.
Deionte Thompson	9	2	3	5	9	2	3	5
Shyheim Carter	4	4	1	5	4	4	1	5
Mack Wilson	9	4	.	4	1	.	.	9	4	.	4	1	.	.
Aaron Robinson	9	2	2	4	9	2	2	4
Joshua Frazier	8	.	4	4	14	1	7	8
B.J. Emmons	7	1	2	3	7	1	2	3
Trevon Diggs	9	1	2	3	9	1	2	3
Damien Harris	9	1	1	2	21	3	1	4
Raekwon Davis	4	.	2	2	4	.	2	2
Keaton Anderson	9	1	1	2	9	1	1	2
Gehrig Dieter	9	.	1	1	9	.	1	1
T.J. Simmons	7	1	.	1	7	1	.	1
Jalen Hurts	9	1	.	1	9	1	.	1
Josh Jacobs	9	1	.	1	9	1	.	1
Bo Scarbrough	9	.	1	1	16	.	1	1
Robert Foster	7	1	.	1	19	3	.	3
Derek Kief	6	.	1	1	16	.	1	1
O.J. Smith	1	1	.	1	2	1	1	2
O.J. Howard	9	1	.	1	51	8	.	8
Total	9	324	253	577	73-399	37-300	9-251	38	8	13	2											
Opponents	9	404	268	672	63.0-225	15-95	6-21	17	8	9	.											

2016 RECAPS AND BOXSCORES

	20/17 SOUTHERN CAL (0-1)	6
	1/1 ALABAMA (1-0)	52

SATURDAY, SEPTEMBER 3 • AT&T STADIUM • ARLINGTON, TEXAS
ATTENDANCE: 81,359 • TV: ABC

ARLINGTON, Texas — True freshman quarterback Jalen Hurts accounted for four touchdowns (two passing, two rushing) while receiver ArDarius Stewart and running back Damien Harris had career-best performances, supplementing a suffocating performance by the Crimson Tide defense to lead the No. 1 ranked University of Alabama football team to a 52-6 victory over the 20th-ranked University of Southern California Trojans before a crowd of 81,359 at AT&T Stadium.

The 46-point margin of victory was the largest Alabama winning margin over a top-20 ranked opponent since a 35-0 win at sixth-ranked Florida in 1991, and was the second-largest victory margin over a top 20 team in Crimson Tide history following only a 55-point win (61-6) over Syracuse in the 1953 Orange Bowl (1952 season). The largest Alabama victory margin ever against a ranked team was a 59-0 win over No. 21 Texas A&M in 2014.

Defensively, Alabama was stifling after allowing a scoring drive to open the game. The Tide was dominant at the line of scrimmage, holding the Trojans to 64 yards rushing on 30 attempts, an average of 2.1 yards per rush. Redshirt freshman cornerback Anthony Averett recorded a team-best eight total tackles, including seven solos. Additionally, cornerback Minkah Fitzpatrick had six tackles and broke up two passes, defensive end Jonathan Allen had two quarterback sacks and the team broke up seven passes, had nine tackles for loss and three sacks. Sophomore cornerback Marlon Humphrey returned an interception for a touchdown in the first half.

	1	2	3	4	Score
Southern Cal	3	0	3	0	6
Alabama	0	17	21	14	52

SCORING SUMMARY

1st	12:28	USC	Boormeester, Ma 47 yd field goal, 6-46 2:32	USC 3 - UA 0
2nd	07:46	UA	A. Stewart 39 yd pass from Jalen Hurts (Adam Griffith kick), 3-36 1:16	USC 3 - UA 7
	03:26	UA	Adam Griffith 29 yd field goal, 7-64 2:59	USC 3 - UA 10
	02:37	UA	Marlon Humphrey 18 yd interception return (Adam Griffith kick)	USC 3 - UA 17
3rd	13:43	UA	A. Stewart 71 yd pass from Jalen Hurts (Adam Griffith kick), 3-75 1:17	USC 3 - UA 24
	10:55	UA	Jalen Hurts 7 yd run (Adam Griffith kick), 4-13 1:52	USC 3 - UA 31
	05:53	UA	Jalen Hurts 6 yd run (Adam Griffith kick), 3-85 1:17	USC 3 - UA 38
	02:34	USC	Boormeester, Ma 41 yd field goal, 8-56 3:10	USC 6 - UA 38
4th	13:11	UA	Bo Scarbrough 2 yd run (Adam Griffith kick), 9-65 4:23	USC 6 - UA 45
	09:25	UA	Gehrig Dieter 45 yd pass from Blake Barnett (Adam Griffith kick), 4-67 1:54	USC 6 - UA 52

	USC	UA
FIRST DOWNS	11	15
RUSHES-YARDS (NET)	30-64	45-242
PASSING YDS (NET)	130	223
Passes Att-Comp-Int	37-18-1	18-12-1
TOTAL OFFENSE PLAYS-YARDS	67-194	63-465
Fumble Returns-Yards	0-0	0-0
Punt Returns-Yards	1-15	2-4
Kickoff Returns-Yards	5-117	1-24
Interception Returns-Yards	1-0	1-18
Punts (Number-Avg)	10-40.3	5-47.0
Fumbles-Lost	2-0	3-1
Penalties-Yards	6-46	4-29
Possession Time	29:17	30:43
Third-Down Conversions	4 of 18	6 of 15
Fourth-Down Conversions	0 of 2	1 of 1
Red-Zone Scores-Chances	1-1	4-4
Sacks By: Number-Yards	3-21	3-20


RUSHING: USC - Jones, Ronald 7-46; Ware, Aca'Cedri 6-22; Darnold, Sam 3-9; Davis, Dominic 2-5; Davis, Justin 7-2; Browne, Max 4-minus 3; Tilbey, Chris 1-minus 17. UA - Damien Harris 9-138; Bo Scarbrough 11-36; Jalen Hurts 9-32; Joshua Jacobs 4-20; B.J. Emmons 6-18; A. Stewart 1-17; Cooper Bateman 1-minus 9; Blake Barnett 4-minus 10.

PASSING: USC - Browne, Max 14-29-1-101; Darnold, Sam 4-8-0-29. UA - Jalen Hurts 6-11-1-118; Blake Barnett 5-6-0-100; Cooper Bateman 1-1-0-5.

RECEIVING: USC - Burnett, Deonta 4-26; Mitchell, Steve 4-22; Rogers, Darreus 2-45; McNamara, Taylo 2-10; Davis, Justin 2-5; Smith-Schuster 1-9; Davis, Dominic 1-6; Petite, Tyler 1-5; Jones, Ronald 1-2. UA - A. Stewart 4-113; O.J. Howard 3-39; Calvin Ridley 2-9; Gehrig Dieter 1-45; Cam Sims 1-12; Brandon Greene 1-5.

INTERCEPTIONS: USC - Marshall, Iman 1-0. UA - Marlon Humphrey 1-18.

FUMBLES: USC - Tilbey, Chris 1-0; Jones, Jack 1-0. UA - Jalen Hurts 1-1; Calvin Ridley 1-0; B.J. Emmons 1-0.

	WKU (1-1)	10
	1/1 ALABAMA (2-0)	38

SATURDAY, SEPTEMBER 10 • BRYANT-DENNY STADIUM • TUSCALOOSA, ALA.
ATTENDANCE: 101,821 • TV: ESPN2

TUSCALOOSA, Ala. — Alabama quarterback Jalen Hurts set a school record for passing yards by a quarterback in a career starting debut, throwing for 287 yards and two touchdowns to lead the top-ranked Crimson Tide football team to a 38-10 victory over the Western Kentucky Hilltoppers before a crowd of 101,821 at Bryant-Denny Stadium on The University of Alabama campus.

In addition to breaking the previous record for passing yards in a starting debut of 285 yards set by Brodie Croyle versus Arkansas on September 28, 2002. Hurts' performance also surpassed the previous Crimson Tide freshman passing yards mark of 167 yards set by Vince Sutton against Tennessee on October 20, 1984.

Tide wide receiver Calvin Ridley's 129 yards and a touchdown on nine catches led all receivers, while receiver ArDarius Stewart had five catches for 90 yards and a touchdown, including a 52-yarder. Running back Damien Harris rushed for 45 yards on 11 carries to lead the Tide on the ground.

Defensively, Alabama was as stingy as ever, allowing the only touchdown of the season with just 46 seconds remaining after WKU recovered a Tide fumble at the Alabama 26-yard line. Linebacker Reuben Foster recorded a team-best six total tackles, including five solos, and Eddie Jackson posted an interception return for a touchdown.

Punter JK Scott averaged 46.4 yards on five punts, placing three inside the Tide 20 and two traveling more than 50 yards with a long of 58.

	1	2	3	4	Score
WKU	3	0	0	7	10
Alabama	10	7	7	14	38

SCORING SUMMARY

1st	09:10	UA	Adam Griffith 36 yd field goal, 5-59 1:59	WKU 0 - UA 3
	08:03	WKU	NUSS, Ryan 25 yd field goal, 5-71 1:07	WKU 3 - UA 3
	00:00	UA	Calvin Ridley 4 yd pass from Jalen Hurts (Adam Griffith kick), 9-67 4:05	WKU 3 - UA 10
2nd	08:59	UA	Eddie Jackson 55 yd interception return (Adam Griffith kick)	WKU 3 - UA 17
3rd	03:48	UA	A. Stewart 8 yd pass from Jalen Hurts (Adam Griffith kick), 8-48 3:00	WKU 3 - UA 24
4th	13:14	UA	Bo Scarbrough 2 yd run (Adam Griffith kick), 10-76 3:56	WKU 3 - UA 31
	04:27	UA	B.J. Emmons 6 yd run (Adam Griffith kick), 11-59 4:44	WKU 3 - UA 38
	00:46	WKU	JACKSON, Lucky 24 yd pass from ECKELS, Drew (NUSS, Ryan kick), 3-26 0:48	WKU 10 - UA 38

	WKU	UA
FIRST DOWNS	12	23
RUSHES-YARDS (NET)	22-23	39-124
PASSING YDS (NET)	216	351
Passes Att-Comp-Int	38-19-2	42-25-0
TOTAL OFFENSE PLAYS-YARDS	60-239	81-475
Fumble Returns-Yards	0-0	0-0
Punt Returns-Yards	2-13	2-15
Kickoff Returns-Yards	3-61	3-63
Interception Returns-Yards	0-0	2-61
Punts (Number-Avg)	8-47.0	5-46.4
Fumbles-Lost	2-0	1-1
Penalties-Yards	2-16	12-84
Possession Time	24:16	35:44
Third-Down Conversions	6 of 16	9 of 18
Fourth-Down Conversions	0 of 1	2 of 2
Red-Zone Scores-Chances	1-1	5-5
Sacks By: Number-Yards	2-15	4-39

RUSHING: WKU - WALES, Anthony 11-44; BAKER, Quinton 4-7; TRIGG, Marquez 2-7; ECKELS, Drew 1-minus 6; WHITE, Mike 3-minus 14; FERGUSON, Tyler 1-minus 15. UA - Damien Harris 11-45; B.J. Emmons 6-41; Jalen Hurts 11-19; Bo Scarbrough 5-19; A. Stewart 2-12; Calvin Ridley 1-6; Derrick Gore 1-1; Robert Foster 1-minus 5; TEAM 1-minus 14.

PASSING: WKU - WHITE, Mike 10-24-1-135; FERGUSON, Tyler 7-10-0-55; ECKELS, Drew 2-3-0-26; FANT, Nacarius 0-1-1-0. UA-Jalen Hurts 23-36-0-287; Blake Barnett 2-6-0-64.

RECEIVING: WKU-TAYLOR, Taywan 9-121; DONATELL, S. 3-20; JACKSON, Lucky 2-45; NORRIS, N. 2-20; JOHNSON, S. 1-9; JOHNSON, Jason 1-2; WALES, Anthony 1-minus 1. UA - Calvin Ridley 9-129; A. Stewart 5-90; Robert Foster 3-13; Gehrig Dieter 2-56; J. Howard 2-29; Damien Harris 2-14; Trevon Diggs 1-14; Hale Hentges 1-6.

INTERCEPTIONS: WKU - None. UA - Eddie Jackson 1-55; Ronnie Harrison 1-6.

FUMBLES: WKU - TAYLOR, Taywan 1-0; TOWNER, Kylan 1-0. UA - Robert Foster 1-1.

2016 RECAPS AND BOXSCORES



1/1	ALABAMA (3-0, 1-0 SEC)	48
19/17	OLE MISS (1-2, 0-1 SEC)	43

SATURDAY, SEPTEMBER 17 • VAUGHT-HEMINGWAY STADIUM • OXFORD, MISS.
ATTENDANCE: 66,176 • TV: CBS

OXFORD, Miss. — Alabama's top-ranked football team erased a 21-point second-quarter deficit, tying the largest deficit overcome in the program's history by scoring three non-offensive touchdowns, to defeat the 19th-ranked Ole Miss Rebels, 48-43. The win came before a stadium-record crowd of 66,176 (capacity: 64,038) at Vaught-Hemingway Stadium.

The largest crowd ever to attend a college football game in the state of Mississippi witnessed a wild one as the Crimson Tide snapped a two-game losing streak to the Rebels, outscoring Ole Miss by a 45-13 margin after trailing, 24-3, with less than three minutes remaining in the second period. That comeback tied the Alabama football record for the largest deficit overcome in a game. The Tide used a punt return touchdown by Eddie Jackson, a fumble return touchdown by Da'Ron Payne and an interception return by Jonathan Allen to punctuate the victory.

Alabama freshman quarterback Jalen Hurts became the first Tide signal caller to rush for more than 100 yards since Tyler Watts in 2001 (110 vs. Ole Miss on October 13, 2001). Hurts accounted for 146 yards on the ground and threw for 158 more to accumulate 304 yards of total offense on the day. Tide wide receiver Calvin Ridley's 81 yards on eight catches led Tide receivers, while receiver Gehrig Dieter had two catches for 47 yards. Running back Damien Harris rushed for a career-best 144 yards and a touchdown on 16 carries to lead the Tide running backs on the ground.

	1	2	3	4	Score
Alabama	3	14	17	14	48
Ole Miss	7	17	3	16	43

SCORING SUMMARY

1st	13:07	OM	Akeem Judd 23 yd run (Gary Wunderlich kick), 7-75 1:53	UA 0 - OM 7
	05:54	UA	Adam Griffith 32 yd field goal, 17-61 7:13	UA 3 - OM 7
2nd	07:43	OM	Gary Wunderlich 23 yd field goal, 5-50 1:37	UA 3 - OM 10
	04:40	OM	Evan Ingram 63 yd pass from Chad Kelly (Gary Wunderlich kick), 2-80 0:52	UA 3 - OM 17
	02:47	OM	John Youngblood 44 yd fumble recovery (Gary Wunderlich kick)	UA 3 - OM 24
	02:10	UA	Calvin Ridley 6 yd run (Adam Griffith kick), 3-50 0:37	UA 10 - OM 24
	01:05	UA	Eddie Jackson 85 yd punt return (Adam Griffith kick)	UA 17 - OM 24
3rd	11:47	UA	Da'Ron Payne 3 yd fumble recovery (Adam Griffith kick)	UA 24 - OM 24
	06:03	UA	Adam Griffith 30 yd field goal, 10-51 4:24	UA 27 - OM 24
	01:47	OM	Gary Wunderlich 18 yd field goal, 12-74 4:16	UA 27 - OM 27
	00:16	UA	Bo Scarbrough 1 yd run (Adam Griffith kick), 4-75 1:31	UA 34 - OM 27
4th	13:17	OM	Gary Wunderlich 38 yd field goal, 7-54 1:59	UA 34 - OM 30
	07:33	UA	Damien Harris 1 yd run (Adam Griffith kick), 5-58 2:03	UA 41 - OM 30
	05:28	UA	Jonathan Allen 75 yd fumble recovery (Adam Griffith kick)	UA 48 - OM 30
	02:59	OM	D. Stringfellow 5 yd pass from Chad Kelly (Gary Wunderlich kick), 12-78 2:24	UA 48 - OM 37
	02:51	OM	A.J. Brown 37 yd pass from Chad Kelly (Chad Kelly pass failed), 1-37 0:08	UA 48 - OM 43

	UA	OM
FIRST DOWNS	22	23
RUSHES-YARDS (NET)	48-334	33-101
PASSING YDS (NET)	158	421
Passes Att-Comp-Int	31-19-0	40-26-0
TOTAL OFFENSE PLAYS-YARDS	79-492	73-522
Fumble Returns-Yards	2-78	1-44
Punt Returns-Yards	2-95	1-3
Kickoff Returns-Yards	3-79	2-32
Interception Returns-Yards	0-0	0-0
Punts (Number-Avg)	5-38.8	6-51.7
Fumbles-Lost	3-1	2-2
Penalties-Yards	9-75	6-65
Possession Time	35:23	24:37
Third-Down Conversions	7 of 15	5 of 15
Fourth-Down Conversions	0 of 0	0 of 0
Red-Zone Scores-Chances	5-5	3-4
Sacks By: Number-Yards	3-25	1-9

RUSHING: UA - Jalen Hurts 18-146; Damien Harris 16-144; Joshua Jacobs 3-33; Bo Scarbrough 7-13; Calvin Ridley 2-2; TEAM 2-minus 4. OM - Chad Kelly 13-48; Akeem Judd 15-45; Eugene Brazley 3-10; D. Pennamon 1-3.

PASSING: UA - Jalen Hurts 19-31-0-158. OM - Chad Kelly 26-40-0-421.

RECEIVING: UA - Calvin Ridley 8-81; A. Stewart 4-2; Gehrig Dieter 2-47; O.J. Howard 2-24; Damien Harris 2-1; Hale Hentges 1-3. OM - Evan Ingram 9-138; Van Jefferson 6-91; D. Stringfellow 4-87; A.J. Brown 2-48; Da'Markus Lodge 2-32; Q. Adebayo 2-22; Eugene Brazley 1-3.

INTERCEPTIONS: UA - None. OM - None.

FUMBLES: UA - Jalen Hurts 2-1; Bo Scarbrough 1-0. OM - Chad Kelly 2-2.



1/1	KENT STATE (1-3)	0
	ALABAMA (4-0)	48

SATURDAY, SEPTEMBER 24 • BRYANT-DENNY STADIUM • TUSCALOOSA, ALA.
ATTENDANCE: 101,821 • TV: SEC NETWORK

TUSCALOOSA, Ala. — Alabama shutout Kent State, 48-0, before a capacity crowd of 101,821 at Bryant-Denny Stadium on the campus of The University of Alabama. A strong start by the Crimson Tide quickly ended any question about the outcome as Alabama racked up a 21-0 lead after one quarter and led, 41-0, at halftime.

Alabama freshman quarterback Jalen Hurts accounted for 218 total yards on the day, passing for 164 yards and rushing for 54 yards. Tide wide receiver Cam Sims had a career-best four catches for 54 yards while tight end O.J. Howard caught three passes for 60 yards and a touchdown. Receiver Trevon Diggs caught three passes for 23 yards and Derek Kief had three catches for 17 yards as 12 Alabama players caught at least one pass and nine players had at least one rushing attempt in the game. Freshman running back Joshua Jacobs rushed for 97 yards on 11 attempts and scored two touchdowns.

Tide linebacker Reuben Foster recorded a team-best seven total tackles, including two solos. As a unit, the Tide defense had three quarterback sacks, five tackles for loss, forced one fumble and was credited with six quarterback hurries.

Alabama punter JK Scott averaged 49.0 yards on two punts, including a long of 53. Placekicker Adam Griffith connected on both field goal attempts, connecting from 28 and 48 yards.

	1	2	3	4	Score
Kent State	0	0	0	0	0
Alabama	21	20	7	0	48

SCORING SUMMARY

1st	12:14	UA	Jalen Hurts 20 yd run (Adam Griffith kick), 8-70 2:46	KENT 0 - UA 7
	06:54	UA	Joshua Jacobs 1 yd run (Adam Griffith kick), 10-79 2:51	KENT 0 - UA 14
	03:39	UA	Joshua Jacobs 24 yd run (Adam Griffith kick), 4-55 1:38	KENT 0 - UA 21
2nd	12:45	UA	Adam Griffith 28 yd field goal, 16-75 5:02	KENT 0 - UA 24
	11:34	UA	Adam Griffith 48 yd field goal, 4-7 1:00	KENT 0 - UA 27
	06:47	UA	O.J. Howard 34 yd pass from Blake Barnett (Adam Griffith kick), 5-61 2:20	KENT 0 - UA 34
	02:14	UA	Xavian Marks 75 yd punt return (A. Pappanastos kick)	KENT 0 - UA 41
3rd	06:14	UA	Mack Wilson 1 yd pass from Jalen Hurts (A. Pappanastos kick), 13-66 6:17	KENT 0 - UA 48

	KENT	UA
FIRST DOWNS	5	26
RUSHES-YARDS (NET)	30-82	46-285
PASSING YDS (NET)	84	217
Passes Att-Comp-Int	16-7-0	34-22-0
TOTAL OFFENSE PLAYS-YARDS	46-166	80-502
Fumble Returns-Yards	0-0	0-0
Punt Returns-Yards	0-0	4-90
Kickoff Returns-Yards	4-57	0-0
Interception Returns-Yards	0-0	0-0
Punts (Number-Avg)	9-46.0	2-49.0
Fumbles-Lost	2-1	0-0
Penalties-Yards	0-0	2-20
Possession Time	26:27	33:33
Third-Down Conversions	1 of 13	6 of 14
Fourth-Down Conversions	1 of 2	2 of 3
Red-Zone Scores-Chances	0-1	4-4
Sacks By: Number-Yards	2-7	3-26

RUSHING: Kent State - RANKIN, Justin 6-52; BOLLAS, George 3-26; WASHINGTON, M. 6-15; HOLLEY, Nick 2-5; PRICE, Kavious 3-3; MATTHEWS, Will 3-3; JAMES, Raekwon 2-2; REARDON, Colin 1-2; MITCHELL, Mylik 4-minus 26. UA - Joshua Jacobs 11-97; Jalen Hurts 7-54; B.J. Emmons 8-51; Derrick Gore 6-45; Bo Scarbrough 3-19; Damien Harris 4-18; Calvin Ridley 1-7; Avery Reid 2-4; TEAM 1-minus 3; Blake Barnett 3-minus 7.


PASSING: Kent State - BOLLAS, George 4-8-0-71; MITCHELL, Mylik 2-7-0-10; REARDON, Colin 1-1-0-3. UA - Jalen Hurts 16-24-0-164; Blake Barnett 4-7-0-55; Cooper Bateman 2-3-0-minus 2.

RECEIVING: Kent State - MATTHEWS, Will 2-43; HOLLEY, Nick 1-25; PRICE, Kavious 1-7; JAMES, Raekwon 1-3; WASHINGTON, M. 1-3; RANKIN, Justin 1-3. UA - Cam Sims 4-54; O.J. Howard 3-60; Trevon Diggs 3-23; Derek Kief 3-17; Joshua Jacobs 2-23; B.J. Emmons 1-17; Gehrig Dieter 1-10; Bo Scarbrough 1-6; Calvin Ridley 1-5; Hale Hentges 1-1; Mack Wilson 1-1; Derrick Gore 1-0.

INTERCEPTIONS: Kent State - None. UA - None.

FUMBLES: Kent State - PRICE, Kavious 2-1. UA - None.

2016 RECAPS AND BOXSCORES



KENTUCKY (2-3, 1-2 SEC) 6
 1/1 ALABAMA (5-0, 2-0 SEC) 34

SATURDAY, OCTOBER 1 • BRYANT-DENNY STADIUM • TUSCALOOSA, ALA.
 ATTENDANCE: 101,821 • TV: ESPN

TUSCALOOSA, Ala. — Sophomore wide receiver Calvin Ridley had a career-best performance with 11 catches for 174 yards and two scores, and the Crimson Tide defense produced another dominant performance to lead top-ranked Alabama to a 34-6 Homecoming victory over the Kentucky Wildcats in front of a capacity crowd of 101,821 at Bryant-Denny Stadium on the Alabama campus.

Ridley caught scoring passes of 10 and 19 yards from Tide quarterback Jalen Hurts and also had a 46-yard catch to highlight a solid performance by the Alabama offense. Hurts threw for 262 yards and two scores on the night, completing 20 of 33 attempts, while freshman running back Joshua Jacobs rushed for 100 yards on 16 carries and caught three passes for 54 yards on the night. Jacobs' rushing outing marked his first 100-yard rushing performance for the Tide.

Alabama was methodical after falling behind 3-0 early, building a 17-3 halftime lead on Jacobs' one-yard touchdown run and a 55-yard fumble return for a score by Tide linebacker Ronnie Harrison in the second quarter. Ridley's two touchdown catches came in the third quarter, putting the game away at 31-3 entering the final period.

Overall, the Tide gained 488 yards (315 passing and 173 rushing), picked up 25 first downs, and averaged 6.5 yards per play. Kentucky gained 161 yards (89 passing and 72 rushing), along with converting 12 first downs and averaging 2.8 yards per play. Tide linebacker Shaun Dion Hamilton recorded a team-best eight total tackles, including four solos. As a unit, the Tide defense had four quarterback sacks, nine tackles for loss, forced three fumbles and was credited with six quarterback hurries. Tide punter JK Scott punted only once, a boot that traveled 58 yards. Placekicker Adam Griffith connected on two of three field goal attempts, hitting from 44 and 24 yards, missing from 35.

	1	2	3	4	Score
Kentucky	3	0	0	3	6
Alabama	3	14	14	3	34

SCORING SUMMARY

1st	08:52	UK	A. MacGinnis 45 yd field goal, 8-36 2:57	UK 3 - UA 0
	01:15	UA	Adam Griffith 44 yd field goal, 11-35 3:14	UK 3 - UA 3
2nd	09:50	UA	Joshua Jacobs 1 yd run (Adam Griffith kick), 7-61 2:30	UK 3 - UA 10
	06:56	UA	Ronnie Harrison 55 yd fumble recovery (Adam Griffith kick)	UK 3 - UA 17
3rd	10:58	UA	Calvin Ridley 10 yd pass from Jalen Hurts (Adam Griffith kick), 8-78 2:32	UK 3 - UA 24
	04:31	UA	Calvin Ridley 19 yd pass from Jalen Hurts (Adam Griffith kick), 9-76 4:18	UK 3 - UA 31
4th	14:51	UA	Adam Griffith 24 yd field goal, 5-43 1:15	UK 3 - UA 34
	05:09	UK	A. MacGinnis 30 yd field goal, 16-63 9:4	UK 6 - UA 34

	UK	UA
FIRST DOWNS	12	25
RUSHES-YARDS (NET)	36-72	37-173
PASSING YDS (NET)	89	315
Passes Att-Comp-Int	22-13-0	38-25-0
TOTAL OFFENSE PLAYS-YARDS	58-161	75-488
Fumble Returns-Yards	0-0	1-55
Punt Returns-Yards	0-0	2-32
Kickoff Returns-Yards	3-79	2-33
Interception Returns-Yards	0-0	0-0
Punts (Number-Avg)	6-44.7	1-58.0
Fumbles-Lost	3-2	1-1
Penalties-Yards	2-15	4-20
Possession Time	30:13	29:47
Third-Down Conversions	6 of 17	9 of 14
Fourth-Down Conversions	1 of 1	0 of 1
Red-Zone Scores-Chances	1-1	4-5
Sacks By: Number-Yards	2-13	4-28

RUSHING: UK - Jojo Kemp 10-39; Benny Snell 8-38; S. Williams 9-22; Sihiem King 2-minus 1; Stephen Johnson 7-minus 26. UA - Joshua Jacobs 16-100; Jalen Hurts 9-25; Bo Scarbrough 5-21; B.J. Emmons 3-16; Damien Harris 2-11; Calvin Ridley 1-6; TEAM 1-minus 6.

PASSING: UK - Stephen Johnson 13-22-0-89. UA - Jalen Hurts 20-33-0-262; Cooper Bateman 5-5-0-53.

RECEIVING: UK - Garrett Johnson 4-27; T. Richardson 2-24; Sihiem King 2-14; C.J. Conrad 2-10; Greg Hart 1-6; Blake Bone 1-5; S. Williams 1-3. UA - Calvin Ridley 11-174; Joshua Jacobs 3-44; Robert Foster 2-42; Trevon Diggs 2-14; O.J. Howard 2-13; Gehrig Dieter 1-11; Bo Scarbrough 1-9; Damien Harris 1-6; B.J. Emmons 1-3; Cam Sims 1-minus 1.

INTERCEPTIONS: UK - None. UA - None.

FUMBLES: UK - Stephen Johnson 3-2. UA - TEAM 1-1.



1/1 ALABAMA (6-0, 3-0 SEC) 49
 16/17 ARKANSAS (4-2, 0-2 SEC) 30

SATURDAY, OCTOBER 8 • DONALD W. REYNOLDS RAZORBACK STADIUM • FAYETTEVILLE, ARK.
 ATTENDANCE: 75,459 • TV: ESPN

FAYETTEVILLE, Ark. — Twotouchdowns by the defense and an explosive performance by the offense highlighted a big road victory as the No. 1-ranked Alabama Crimson Tide beat the 16th-ranked Arkansas Razorbacks, 49-30, before an overflow crowd of 75,459 on Frank Broyles Field at Donald W. Reynolds Razorback Stadium (capacity: 72,000).

Alabama's freshman quarterback, Jalen Hurts, accounted for four touchdowns (two rushing and two passing) while the Tide's defense punctuated an inconsistent performance with back-breaking scores on a pair of interception returns for touchdowns.

Hurts passed for 253 yards and two touchdowns with one interception while completing 13-of-17 attempts. The interception snapped a string of 139 clean attempts by Hurts, the second-longest in Crimson Tide history. Running back Damien Harris rushed for 122 yards on 13 carries, including a 57-yarder while averaging 9.4 yards per attempt, along with 60 yards and a touchdown on three catches. Wide receiver ArDarius Stewart returned to action after missing time with an injury to catch five passes for 120 yards, including a 67-yard reception. Freshman running back Josh Jacobs had a 56-yard run and gained 57 yards on three attempts early in the game before leaving with an injury.

Linebackers Shaun Dion Hamilton and Ryan Anderson led the Tide with a game-high nine tackles. Hamilton had four solos, including one quarterback sack and 1.5 tackles for loss along with a forced fumble while Anderson had one sack and two tackles for loss. The Tide defense produced three interceptions, forced three fumbles, had six quarterback sacks, nine tackles for loss, broke up five passes and was credited with 12 quarterback hurries on the night.

	1	2	3	4	Score
Alabama	14	21	7	7	49
Arkansas	7	10	7	6	30

SCORING SUMMARY

1st	07:27	UA	Jalen Hurts 5 yd run (Adam Griffith kick), 3-73 0:46	UA 7 - ARK 0
	05:25	UA	Jalen Hurts 6 yd run (Adam Griffith kick), 5-29 2:02	UA 14 - ARK 0
	01:54	AR	Jeremy Sprinkle 24 yd pass from Austin Allen (Adam McFain kick), 9-75 3:31	UA 14 - ARK 7
2nd	12:25	UA	Tim Williams 23 yd fumble recovery (Adam Griffith kick)	UA 21 - ARK 7
	08:53	UA	Damien Harris 56 yd pass from Jalen Hurts (Adam Griffith kick), 4-81 1:43	UA 28 - ARK 7
	02:56	AR	Adam McFain 25 yd field goal, 13-68 5:57	UA 28 - ARK 10
	01:25	UA	Bo Scarbrough 21 yd run (Adam Griffith kick), 4-66 1:31	UA 35 - ARK 10
	00:29	AR	Keon Hatcher 16 yd pass from Austin Allen (Adam McFain kick), 4-79 0:56	UA 35 - ARK 17
3rd	11:10	UA	Calvin Ridley 4 yd pass from Jalen Hurts (Adam Griffith kick), 4-18 1:26	UA 42 - ARK 17
	03:57	AR	Keon Hatcher 10 yd pass from Austin Allen (Adam McFain kick), 6-36 3:09	UA 42 - ARK 24
4th	10:18	UA	M. Fitzpatrick 100 yd interception return (Adam Griffith kick)	UA 49 - ARK 24
	03:18	AR	R. Williams 3 yd run (Austin Allen pass failed), 7-94 1:53	UA 49 - ARK 30

	UA	ARK
FIRST DOWNS	16	25
RUSHES-YARDS (NET)	34-264	36-73
PASSING YDS (NET)	253	400
Passes Att-Comp-Int	17-13-1	48-25-3
TOTAL OFFENSE PLAYS-YARDS	51-517	84-473
Fumble Returns-Yards	1-23	0-0
Punt Returns-Yards	2-12	0-0
Kickoff Returns-Yards	5-90	4-87
Interception Returns-Yards	3-114	1-8
Punts (Number-Avg)	4-51.5	4-52.8
Fumbles-Lost	3-2	3-2
Penalties-Yards	7-86	6-60
Possession Time	22:53	37:07
Third-Down Conversions	4 of 8	8 of 16
Fourth-Down Conversions	0 of 0	1 of 2
Red-Zone Scores-Chances	3-4	4-5
Sacks By: Number-Yards	6-49	0-0

RUSHING: UA - Damien Harris 13-122; Joshua Jacobs 3-57; Bo Scarbrough 7-56; Jalen Hurts 8-20; B.J. Emmons 3-9. Arkansas - R. Williams 12-46; Devwah Whaley 5-21; Kody Walker 4-15; Jared Cornelius 1-8; Dominique Reed 1-minus 1; Drew Morgan 1-minus 6; Austin Allen 12-minus 10.

PASSING: UA - Jalen Hurts 13-17-1-253. Arkansas - Austin Allen 25-48-3-400.

RECEIVING: UA-A. Stewart 5-120; Calvin Ridley 3-14; Damien Harris 2-60; M. Forristall 1-32; O.J. Howard 1-21; Gehrig Dieter 1-6. Arkansas-Jared Cornelius 5-146; Drew Morgan 5-43; Keon Hatcher 4-39; Jeremy Sprinkle 3-37; R. Williams 2-51; Cody Hollister 2-43; Kody Walker 2-10; Dominique Reed 1-20; Austin Cantrell 1-11.

INTERCEPTIONS: UA - M. Fitzpatrick 3-114. Arkansas - Dwayne Eugene 1-8.

FUMBLES: UA - Damien Harris 1-0; A. Stewart 1-1; Joshua Jacobs 1-1. Arkansas - Austin Allen 1-1; Deon Stewart 1-1; Kody Walker 1-0.

2016 RECAPS AND BOXSCORES



1/1	ALABAMA (7-0, 4-0 SEC)	49
9/11	TENNESSEE (5-2, 2-2 SEC)	10

SATURDAY, OCTOBER 15 • NEYLAND STADIUM • KNOXVILLE, TENN.
ATTENDANCE: 102,455 • TV: CBS

KNOXVILLE, Tenn. — Freshman quarterback Jalen Hurts rushed for 132 yards and three touchdowns to key a dominant running attack while the Crimson Tide defense and special teams contributed touchdowns of their own as the top-ranked University of Alabama football team decisively defeated the ninth-ranked Volunteers of the University of Tennessee, 49-10, before a capacity crowd of 102,455 at Neyland Stadium on the UT campus.

Hurts directed the Tide offense to five touchdowns, Eddie Jackson returned a punt 79 yards for a score, and free safety Ronnie Harrison returned an interception 58 yards for a touchdown as Alabama moved ahead early and remained in command all afternoon. The Alabama defense limited the explosive Tennessee offense to a season-low 163 yards, including season lows in rushing (32 yards) and passing (131). Meanwhile, the Tide offense grinded out 594 yards of total offense, the most in a game since 2010 (591 vs. San Jose State) and the 16th-most yards gained in a single game in Alabama history (the most ever by an Alabama team against Tennessee).

The Tide rushed for 438 yards against the Vols, the most by an Alabama team since the Tide rushed for 457 yards against Tennessee in a 56-28 win in 1986 in Knoxville. Two Alabama players rushed for more than 100 yards in the game as Hurts had 132 and three touchdowns while Scarbrough finished with 109 and a touchdown on five carries. Hurts completed 16 of 26 pass attempts for 143 yards, throwing one interception. Wide receiver ArDarius Stewart had eight catches for 54 yards and wide receiver Calvin Ridley had five catches for 65 yards to lead the Tide.

Alabama's defense produced 10 tackles for loss, three quarterback sacks, broke up six passes, intercepted a pass and had numerous quarterback hurries in the game. Free safety Ronnie Harrison led the impressive effort with seven total tackles (six solos), intercepted a pass that he returned 52 yards for a touchdown and broke up two passes on the day. Linebacker Shaun Dion Hamilton had six tackles (five solos), including two for losses. Cornerback Minkah Fitzpatrick also had six tackles (four solos).

	1	2	3	4	Score
Alabama	14	7	14	14	49
Tennessee	0	7	3	0	10

SCORING SUMMARY

1st	03:29	UA	A. Stewart 36 yd pass from Jalen Hurts (Adam Griffith kick), 8-91 2:58	UA 7 - UT 0
	00:14	UA	Ronnie Harrison 58 yd interception return (Adam Griffith kick)	UA 14 - UT 0
2nd	09:41	UT	Kamara, A. 7 yd run (Medley, A. kick), 2-11 0:30	UA 14 - UT 7
	07:22	UA	Jalen Hurts 45 yd run (Adam Griffith kick), 6-65 2:19	UA 21 - UT 7
3rd	09:02	UA	Jalen Hurts 2 yd run (Adam Griffith kick), 5-51 1:08	UA 28 - UT 7
	04:03	UT	Medley, A. 37 yd field goal, 10-49 4:53	UA 28 - UT 10
	00:49	UA	Jalen Hurts 1 yd run (Adam Griffith kick), 8-75 3:14	UA 35 - UT 10
4th	14:42	UA	Eddie Jackson 79 yd punt return (Adam Griffith kick)	UA 42 - UT 10
	11:38	UA	Bo Scarbrough 85 yd run (Adam Griffith kick), 2-86 0:59	UA 49 - UT 10

	UA	UT
FIRST DOWNS	28	11
RUSHES-YARDS (NET)	48-409	32-32
PASSING YDS (NET)	185	131
Passes Att-Comp-Int	28-18-1	31-18-1
TOTAL OFFENSE PLAYS-YARDS	76-594	63-163
Fumble Returns-Yards	0-0	0-0
Punt Returns-Yards	4-108	2-60
Kickoff Returns-Yards	1-26	4-116
Interception Returns-Yards	1-58	1-7
Punts (Number-Avg)	4-50.0	10-48.3
Fumbles-Lost	2-1	0-0
Penalties-Yards	5-38	1-10
Possession Time	31:33	28:27
Third-Down Conversions	6 of 12	3 of 16
Fourth-Down Conversions	0 of 1	0 of 1
Red-Zone Scores-Chances	2-5	2-2
Sacks By: Number-Yards	3-37	1-14

RUSHING: UA - Jalen Hurts 12-132; Bo Scarbrough 5-109; Damien Harris 14-94; Josh Jacobs 6-38; B.J. Emmons 9-38; Cooper Bateman 2-minus 2. UT - Hurd, J. 13-28; Kamara, A. 8-21; Kelly, J. 3-8; Byrd, T. 1-6; Dobbs, J. 7-minus 31.

PASSING: UA - Jalen Hurts 17-27-1-172; Cooper Bateman 1-1-0-13. UT - Dobbs, J. 16-27-1-92; Dormady, Q. 2-4-0-39.

RECEIVING: UA - A. Stewart 8-90; Calvin Ridley 6-58; O.J. Howard 1-23; Trevon Diggs 1-13; Josh Jacobs 1-8; Damien Harris 1-minus 7. UT - Malone, J. 5-61; Jennings, J. 3-20; Hurd, J. 3-minus 1; Wolf, Et. 2-30; Kamara, A. 2-7; Smith, Jo. 1-10; Kelly, J. 1-3; Byrd, T. 1-1.

INTERCEPTIONS: UA - Ronnie Harrison 1-58. UT - Barnett, D. 1-7.

FUMBLES: UA - Bo Scarbrough 1-0; Jalen Hurts 1-1. UT - None.



6/6	TEXAS A&M (6-1, 4-1 SEC)	14
1/1	ALABAMA (8-0, 5-0 SEC)	33

SATURDAY, OCTOBER 22 • BRYANT-DENNY STADIUM • TUSCALOOSA, ALA.
ATTENDANCE: 101,821 • TV: CBS

TUSCALOOSA, Ala. — In a game that stayed tight into the third quarter, the No. 1-ranked University of Alabama Crimson Tide football team used yet another defensive touchdown to break things open against No. 6 Texas A&M, winning the game 33-14 on a picture-perfect afternoon in Bryant-Denny Stadium in front of a capacity crowd of 101,821 fans.

Tide freshman quarterback Jalen Hurts threw for 164 yards while completing 15 of 25 attempts for two touchdowns with two interceptions. Sophomore running back Damien Harris led all rushers with 125 yards on 18 attempts while Hurts gained 93 yards and a touchdown on 21 rushes. Senior tight end O.J. Howard led all receivers with eight catches for 69 yards and a touchdown while wide receiver ArDarius Stewart had 57 receiving yards and receiver Calvin Ridley had 27 yards and a touchdown.

A&M quarterback Trevor Knight completed 14 passes on 31 attempts for 164 yards and two touchdowns with one interception. Junior running back Keith Ford led A&M with 62 yards. Wide receivers Christian Kirk and Josh Reynolds both hauled in touchdowns for the Aggies, with Kirk gaining 58 yards through the air on nine catches while Reynolds pulled in 27 yards on two receptions.

Alabama linebacker Reuben Foster led the Tide defense with 12 tackles, including eight solo stops. Alabama had five sacks for 50 yards on the day, with 11 tackles for loss for minus-74 yards. Linebacker Tim Williams had two sacks for 27 yards and linebacker Ryan Anderson had three tackles for loss for 12 yards.

	1	2	3	4	Score
Texas A&M	0	7	7	0	14
Alabama	6	7	13	7	33

SCORING SUMMARY

1st	11:57	UA	Adam Griffith 32 yd field goal, 9-60 3:03	TAMU 0 - UA 3
	04:43	UA	Adam Griffith 28 yd field goal, 13-62 5:05	TAMU 0 - UA 6
2nd	12:59	UA	O.J. Howard 5 yd pass from Jalen Hurts (Adam Griffith kick), 9-88 3:19	TAMU 0 - UA 13
	00:38	TAMU	Josh Reynolds 9 yd pass from Trevor Knight (Daniel LaCamera kick), 8-80 1:42	TAMU 7 - UA 13
3rd	12:54	TAMU	Christian Kirk 25 yd pass from Trevor Knight (Daniel LaCamera kick), 6-75 2:06	TAMU 14 - UA 13
	06:33	UA	Calvin Ridley 4 yd pass from Jalen Hurts (Adam Griffith kick), 14-77 6:21	TAMU 14 - UA 20
	00:21	UA	Jonathan Allen 30 yd fumble recovery (Jalen Hurts pass failed)	TAMU 14 - UA 26
4th	12:27	UA	Jalen Hurts 37 yd run (Adam Griffith kick), 3-47 1:17	TAMU 14 - UA 33

	TAMU	UA
FIRST DOWNS	17	28
RUSHES-YARDS (NET)	38-114	57-287
PASSING YDS (NET)	164	164
Passes Att-Comp-Int	31-14-1	25-15-2
TOTAL OFFENSE PLAYS-YARDS	69-278	82-451
Fumble Returns-Yards	0-0	1-30
Punt Returns-Yards	1-2	2-21
Kickoff Returns-Yards	5-97	2-36
Interception Returns-Yards	2-6	1-0
Punts (Number-Avg)	6-42.5	2-53.5
Fumbles-Lost	2-1	1-0
Penalties-Yards	9-81	7-44
Possession Time	24:10	35:50
Third-Down Conversions	5 of 16	7 of 14
Fourth-Down Conversions	1 of 3	0 of 1
Red-Zone Scores-Chances	1-1	4-5
Sacks By: Number-Yards	3-11	5-50

RUSHING: TAMU - Keith Ford 15-62; Trevor Knight 13-24; T. Williams 9-23; Kendall Bussey 1-5. UA - Damien Harris 18-125; Jalen Hurts 21-93; Josh Jacobs 10-36; Bo Scarbrough 8-33.


PASSING: TAMU - Trevor Knight 14-31-1-164. UA - Jalen Hurts 15-25-2-164.

RECEIVING: TAMU - Christian Kirk 9-58; Josh Reynolds 2-27; Jeremy Tabuyo 1-33; R. Seals-Jones 1-25; Keith Ford 1-21. UA - O.J. Howard 8-69; Calvin Ridley 4-27; A. Stewart 2-57; Josh Jacobs 1-11.

INTERCEPTIONS: TAMU - Claude George 1-6; Justin Evans 1-0. UA - Marlon Humphrey 1-0.

FUMBLES: TAMU - Trevor Knight 1-0; Keith Ford 1-1. UA - Bo Scarbrough 1-0.

2016 RECAPS AND BOXSCORES

	1/1/1 ALABAMA (9-0, 6-0 SEC)	10
	13/15/14 LSU (5-3, 3-2 SEC)	0

SATURDAY, NOVEMBER 5 • TIGER STADIUM • BATON ROUGE, LA.
ATTENDANCE: 102,321 • TV: CBS

BATON ROUGE, La. — In a defensive battle that was worthy of what has become one of college football's great rivalries, the No. 1-ranked University of Alabama football team scored all of its points in the fourth quarter to take a 10-0 win over the 15th-ranked LSU Tigers in Tiger Stadium. The win improves Alabama to 9-0 overall and 6-0 in the Southeastern Conference while LSU falls to 5-3 overall, 3-2 in the SEC.

Linebacker Reuben Foster led Alabama with 11 tackles, including two solo stops. Marlon Humphrey had six solo stops and eight overall. Foster, Dalvin Tomlinson, Ryan Anderson, Tim Williams, Jonathan Allen and Rashaan Evan were all in on the Tide's five sacks on a night that also saw the Crimson Tide tally nine tackles for loss. Alabama also limited LSU to six first downs on the night and 125 total yards.

Alabama freshman quarterback Jalen Hurts scored his 10th rushing touchdown of the season and 22nd overall in the fourth quarter, while completing 10-of-19 passes for 107 yards with one interception. He also tallied a team-high 114 yards and a touchdown on 20-rushing attempts. Wide receiver ArDarius Stewart hauled in three catches for a team-best 55 receiving yards. Punter JK Scott had a big night, averaging 51.6 yards on five punts with a season long of 66 yards.

After rushing for a school-record 284 yards in his last outing, LSU running back Leonard Fournette was held to just 35 yards on 17 attempts Saturday night. The Tiger's Danny Etling was 11-of-24 with one interception and 92 yards on the night. DJ Chark led LSU's receiving corps with 45 yards on three catches.

	1	2	3	4	Score
Alabama	0	0	0	10	10
LSU	0	0	0	0	0

SCORING SUMMARY

4th	13:08	UA	Jalen Hurts 21 yd run (Adam Griffith kick), 12-90 5:57	UA 7 - LSU 0
	02:41	UA	Adam Griffith 25 yd field goal, 15-50 9:51	UA 10 - LSU 0

	UA	LSU
FIRST DOWNS	16	6
RUSHES-YARDS (NET)	51-216	27-33
PASSING YDS (NET)	107	92
Passes Att-Comp-Int	19-10-1	24-11-1
TOTAL OFFENSE PLAYS-YARDS	70-323	51-125
Fumble Returns-Yards	0-0	0-0
Punt Returns-Yards	2-1	3-16
Kickoff Returns-Yards	1-14	1-27
Interception Returns-Yards	1-0	1-0
Punts (Number-Avg)	5-51.6	8-42.0
Fumbles-Lost	2-1	0-0
Penalties-Yards	6-29	3-20
Possession Time	33:55	26:05
Third-Down Conversions	7 of 17	4 of 15
Fourth-Down Conversions	1 of 2	0 of 2
Red-Zone Scores-Chances	2-3	0-0
Sacks By: Number-Yards	5-22	1-5

RUSHING: UA - Jalen Hurts 20-114; Damien Harris 12-53; Bo Scarbrough 11-52; A. Stewart 1-4; Josh Jacobs 5-minus 3; TEAM 2-minus 4. LSU-L. Fournette 17-35; Derrius Guice 2-8; J. Moore 2-5; Danny Etling 6-minus 15.

PASSING: UA - Jalen Hurts 10-19-1-107. LSU - Danny Etling 11-24-1-92.

RECEIVING: UA - A. Stewart 3-55; Calvin Ridley 2-23; M. Forristall 1-22; Trevon Diggs 1-9; Josh Jacobs 1-3; Damien Harris 1-minus 2; O.J. Howard 1-minus 3. LSU - DJ Chark 3-45; Malachi Dupre 3-17; Colin Jeter 2-18; L. Fournette 1-8; Travin Dural 1-3; J. Moore 1-1.

INTERCEPTIONS: UA - M. Fitzpatrick 1-0. LSU - Jamal Adams 1-0.

FUMBLES: UA - TEAM 1-0; Jalen Hurts 1-1. LSU - None.